

**Glen Ellyn Park District
Board of Commissioners
Regular Meeting
January 15, 2019
185 Spring Avenue
7:00 p.m.**

Agenda

- I. Call to Order**
- II. Roll Call of Commissioners**
- III. Pledge of Allegiance**
- IV. Changes to the Agenda**
- V. Recognition – Boathouse Staff**
- VI. Public Participation**
- VII. Consent Agenda:** All items in Section VII are included in the Consent Agenda by the Board and will be enacted in one motion. There will be no separate discussion of these items unless a Board Member so requests, in which event the item will be removed from the Agenda.
 - A. Voucher List of Bills Totaling \$372,179.97
 - B. Minutes: December 4, 2018 Regular Meeting minutes
- VIII. New Business**
 - A. WDSRA Review & Update / Sandy Gbur, Executive Director
 - B. IMET Tolling Agreement
 - C. Ackerman Park Improvements – Bid Results Discussion & Approval
- IX. Staff Reports**
 - A. Finance Report – November 2018
 - B. Finance Report – December 2018
 - C. Staff Reports
- X. Commissioners’ Reports**
- XI. Adjourn to Executive Session**

Under Section 2 (c) 21 for the discussion of the minutes of prior executive session meetings, for the purpose of review, approval or release of such minutes.
- XII. Reconvene to Open Session**
- XIII. Adjourn**



MEMO

January 10, 2019

TO: Park District Board of Commissioners

FROM: Kathleen Esposito, Superintendent of Recreation
Jeannie Robinson, Assistant Superintendent of Recreation Services

CC: Dave Harris, Executive Director

RE: Part-time Staff Recognition

The Glen Ellyn Park District Board of Commissioners would like to recognize Dan Tripp and Ken McEwen for their outstanding service and dedication to the Glen Ellyn Park District. Both Dan and Ken have been working for the Glen Ellyn Park District for over 9 years in many different capacities with a variety of responsibilities.

While having worked for the Park District for years, Dan and Ken began working as Facility Supervisors at the Lake Ellyn Boathouse in 2014. Both work many shifts at the Boathouse throughout the year securing the facility, assisting renters with any needs they may have, unloading and loading of equipment and material for the private parties, setting up the facility, and cleaning the Boathouse at the conclusion of the events. Dan and Ken provide exemplary customer service throughout the rental season keeping nervous and excited brides content, anxious renters calm and satisfied while ensuring the attendees have a great time and experience. The Park District receives rave reviews about both these employees throughout the years either in personal notes from the renters or surveys received back after every rental. Some of the comments included:

“Ken was absolutely phenomenal! He helped with everything-- set up, clean up, bringing things in and out--we were so very appreciative of his help!”

“Dan was polite, professional, helpful and as nice as can be!”

“I can’t express how much we enjoyed Ken. He was a huge help and incredibly friendly and welcoming. I’d hire him for anything and everything.”

“Dan was outstanding. He was extremely helpful and offered assistance even when not asked. Great guy! “

“I just wanted to tell you Ken was absolutely amazing. He was incredible and so helpful I really appreciated it. The venue was wonderful.”

“Dan did a great job and was very helpful in getting things set up for us. I will be sure to recommend the Lake Ellyn Boathouse to anyone who is looking for a unique venue!”

The expectations at the Boathouse are quite high and the rentals particularly on the weekend are sold out with events taking place often on Friday evenings and at least twice on both Saturday and Sunday. The success of the facility is largely attributable to Ken and Dan along with other staff members who are on site ensuring all goes well. Their shifts are often fast paced, high energy, quick turnover with tremendous expectations.

In addition to their outstanding performance and commitment in their role as Boathouse Supervisor, both employees contribute to other areas within the Park District. They work as scorekeepers and site supervisors for the Adult Basketball league, Softball, Youth Basketball and Soccer Leagues; Field Marshals during soccer season at Ackerman Park; Groundskeepers at weekend athletic tournaments; and special event staff at many of the District’s community wide special events. Ken and Dan can also be seen on occasion wearing a Santa suit or a conductor uniform at the holiday events.

In addition to the weekend and evening work at the Glen Ellyn Park District, both Ken and Dan have full-time positions along with active families! Ken is married with three children and lives in Yorkville while Dan is married with two children and lives in Hanover Park. The two have tremendous work ethic, are selfless in their duties; loyal and dependable and both takes on an ownership mentality in their many roles with the District. The Park District is very appreciative and grateful for their time and talents, outstanding customer service, boundless energy, extreme loyalty and true dedication to the Glen Ellyn Park District.

On behalf of the Glen Ellyn Park District and the Board of Commissioners, the Park Board would like to recognize Dan Tripp and Ken McEwen for their outstanding service and dedication to the community over the nearly ten years.

Accounts Payable

Voucher Approval Document

Warrant Request Date: 1/15/2019



Glen Ellyn Park District

Voucher List Presented to the Board of Commissioners

To the Executive Director:

The payment of the attached list of bills has been approved by the Park District Board of Commissioners and as of the date signed below, you are hereby authorized to pay them from the appropriate funds.

Treasurer: _____

Date: _____

10	Corporate Fund	\$	137,863.17
20	Recreation Fund		216,289.44
45	Debt Service Fund		505.93
55	Special Recreation Fund		958.91
94	Capital Improvements Fund		16,562.52
	Report Total:	\$	<u>372,179.97</u>

Accounts Payable

Computer Check Proof List by Vendor

User: cyocum
 Printed: 01/10/2019 - 10:41AM
 Batch: 00005.01.2019



Invoice No	Description	Amount	Payment Date	Acct Number	Reference
Vendor: 200513 17167596	4imprint, Inc. 100 Year Logo Mints	297.86	01/16/2019	Check Sequence: 1 20-00-000-541250-0000	ACH Enabled: False
	Check Total:	297.86			
Vendor: 100144 50843	AALCO Manufacturing Company Backboard Pads	300.00	01/16/2019	Check Sequence: 2 20-30-100-530300-0000	ACH Enabled: False
	Check Total:	300.00			
Vendor: 100183	Aaron Entertainment Dance DJ	340.00	01/16/2019	Check Sequence: 3 20-26-000-525500-6816	ACH Enabled: False
	Check Total:	340.00			
Vendor: 200222 144719	Accurate Repro Inc. Posters	113.30	01/16/2019	Check Sequence: 4 20-00-000-521650-0000	ACH Enabled: False
	Check Total:	113.30			
Vendor: 199108	AAP Financial Services Advance Auto Parts Fleet Repairs Equipment Repairs	874.49 48.74	01/16/2019 01/16/2019	Check Sequence: 5 10-10-000-530340-0000 10-10-000-530210-0000	ACH Enabled: False
	Check Total:	923.23			
Vendor: 101047 45831 45990	Advantage Trailers & Hitches Tire/Rim Trailer Repairs	131.12 122.64	01/16/2019 01/16/2019	Check Sequence: 6 10-10-000-530210-0000 10-10-000-530210-0000	ACH Enabled: False
	Check Total:	253.76			
Vendor: 100182 848181	AMI Graphics, LLC Banners	57.10	01/16/2019	Check Sequence: 7 20-30-100-521650-0000	ACH Enabled: False

Invoice No	Description	Amount	Payment Date	Acct Number	Reference
848181	Banners	150.00	01/16/2019	20-00-000-521650-0000	
	Check Total:	207.10			
Vendor: 103977	Anderson Pest Control			Check Sequence: 8	ACH Enabled: False
5031993	1/19 Pest Control	32.67	01/16/2019	10-10-000-521600-0000	
5031993	1/19 Pest Control	26.08	01/16/2019	20-30-150-521600-0000	
5031993	1/19 Pest Control	75.01	01/16/2019	20-30-200-521600-0000	
5031993	1/19 Pest Control	27.74	01/16/2019	20-00-000-521600-0000	
5031993	1/19 Pest Control	59.36	01/16/2019	20-30-100-521600-0000	
5031993	1/19 Pest Control	34.86	01/16/2019	20-30-500-521600-0000	
5031993	1/19 Pest Control	109.18	01/16/2019	20-30-450-521600-0000	
5031993	1/19 Pest Control	38.81	01/16/2019	20-30-300-521600-0000	
5031993	1/19 Pest Control	15.32	01/16/2019	20-21-000-525500-1236	
	Check Total:	419.03			
Vendor: 104993	Aqua Pure Enterprises Inc.			Check Sequence: 9	ACH Enabled: False
117318	Valve Repairs	3,561.29	01/16/2019	10-10-000-521600-0000	
	Check Total:	3,561.29			
Vendor: 105167	Armbrust Plumbing and Heating			Check Sequence: 10	ACH Enabled: False
11902	Repair Surge Pit Drain	1,780.28	01/16/2019	10-10-000-521600-0000	
12142	RPZ Repairs	905.40	01/16/2019	20-30-200-550300-0000	
	Check Total:	2,685.68			
Vendor: 200151	ASAP Garage Door Repair, Inc.			Check Sequence: 11	ACH Enabled: False
93259	Install Garage Door	2,292.00	01/16/2019	94-90-930-575110-0000	
	Check Total:	2,292.00			
Vendor: 105807	AT&T			Check Sequence: 12	ACH Enabled: False
	12/21-1/20/19 Service	135.95	01/16/2019	20-00-000-570300-0000	
	12/21-1/20/19 Service	150.09	01/16/2019	20-30-150-570300-0000	
	Check Total:	286.04			
Vendor: 106034	Aubuchon Electrical			Check Sequence: 13	ACH Enabled: False
19	Electric Bath House Door	1,156.08	01/16/2019	94-90-930-575110-0000	
5	Lightpole Repairs	255.00	01/16/2019	10-10-000-520310-0000	
	Check Total:	1,411.08			

Invoice No	Description	Amount	Payment Date	Acct Number	Reference
Vendor: 109320 109135	B Gunther & Company Inc. Memorial Plaques	313.99	01/16/2019	Check Sequence: 14 20-00-000-530213-0000	ACH Enabled: False
	Check Total:	313.99			
Vendor: 200153	Baraboo Thunder Tournament Fees	450.00	01/16/2019	Check Sequence: 15 20-21-000-525500-1112	ACH Enabled: False
	Check Total:	450.00			
Vendor: 108315 P9145772	Batteries Plus Lightbulbs	8.85	01/16/2019	Check Sequence: 16 10-10-000-530300-0000	ACH Enabled: False
	Check Total:	8.85			
Vendor: 161208 41772536	Blue Tarp Financial Gas Caddy Repairs	172.13	01/16/2019	Check Sequence: 17 10-10-000-530210-0000	ACH Enabled: False
	Check Total:	172.13			
Vendor: 200511 527567	Braden Camera Repairs	420.00	01/16/2019	Check Sequence: 18 20-00-000-540550-0000	ACH Enabled: False
	Check Total:	420.00			
Vendor: 107310	B-Sharp, LLC Fall Classes Fall Classes	5,362.00 1,927.00	01/16/2019 01/16/2019	Check Sequence: 19 20-22-000-525500-2311 20-24-000-525500-4610	ACH Enabled: False
	Check Total:	7,289.00			
Vendor: 135160 904172556	BSN Sports Supplies	124.80	01/16/2019	Check Sequence: 20 20-21-000-535500-1141	ACH Enabled: False
	Check Total:	124.80			
Vendor: 199559 198541	Buck Bros., Inc. Repair Zturn Mower	124.03	01/16/2019	Check Sequence: 21 10-10-000-530210-0000	ACH Enabled: False
	Check Total:	124.03			
Vendor: 112920	Carol Stream Park District League Fees Tumbling Meet	21.00 441.00	01/16/2019 01/16/2019	Check Sequence: 22 20-21-000-525500-1111 20-21-000-525500-1170	ACH Enabled: False

Invoice No	Description	Amount	Payment Date	Acct Number	Reference
	Check Total:	462.00			
Vendor: 113433	Center Ice Skating School Fall Sessions	5,714.20	01/16/2019	Check Sequence: 23 20-21-000-525500-1211	ACH Enabled: False
	Check Total:	5,714.20			
Vendor: 200510	Chicago Fire Tickets Deposit	200.00	01/16/2019	Check Sequence: 24 20-21-000-535500-1127	ACH Enabled: False
	Check Total:	200.00			
Vendor: 114260	Nicholas Cinquegrani New Phone Reimbursement New Phone Reimbursement	50.00 50.00	01/16/2019 01/16/2019	Check Sequence: 25 10-00-000-570300-0000 20-00-000-570300-0000	ACH Enabled: False
	Check Total:	100.00			
Vendor: 199223	College of Dupage Liefguard Training	1,980.00	01/16/2019	Check Sequence: 26 20-30-500-521600-0000	ACH Enabled: False
	Check Total:	1,980.00			
Vendor: 115285	ComEd 11/14-12/17/18 Electric	29.93	01/16/2019	Check Sequence: 27 10-00-000-570100-0000	ACH Enabled: False
	Check Total:	29.93			
Vendor: 199406 201901-3 201901-3	Commeg Systems, Inc. Timeclocks- Annual Maintenance Timeclocks- Annual Maintenance	1,247.50 1,247.50	01/16/2019 01/16/2019	Check Sequence: 28 10-00-000-521400-0000 20-00-000-521400-0000	ACH Enabled: False
	Check Total:	2,495.00			
Vendor: 115438 68991	Cooling Equipment Service, Inc. Heater Repairs	362.50	01/16/2019	Check Sequence: 29 10-10-000-550300-0000	ACH Enabled: False
	Check Total:	362.50			
Vendor: 200514	DG Dolls Tournament Fees	575.00	01/16/2019	Check Sequence: 30 20-21-000-525500-1112	ACH Enabled: False
	Check Total:	575.00			

Invoice No	Description	Amount	Payment Date	Acct Number	Reference
Vendor: 198843	Kimberly Dikker 10/18-12/18 Mileage	35.97	01/16/2019	Check Sequence: 31 20-00-000-585270-0000	ACH Enabled: False
	Check Total:	35.97			
Vendor: 118633 16939	Discovery Foreign Language Fall Classes	544.00	01/16/2019	Check Sequence: 32 20-22-000-525500-2301	ACH Enabled: False
	Check Total:	544.00			
Vendor: 199414 29132 29132 29497	Divine Signs and Graphics Sports Banners Sports Banners Parking Lot Sign	3,750.00 1,332.76 61.75	01/16/2019 01/16/2019 01/16/2019	Check Sequence: 33 20-21-000-535500-1130 20-21-000-525500-1130 94-90-805-575150-0000	ACH Enabled: False
	Check Total:	5,144.51			
Vendor: 200506	Alicia Donovan MasterMom's Talk Series	875.00	01/16/2019	Check Sequence: 34 20-22-000-525500-2364	ACH Enabled: False
	Check Total:	875.00			
Vendor: 200512	Dupage County Collector Reimbursement 2017 Taxes Reimbursement 2017 Taxes Reimbursement 2017 Taxes Reimbursement 2017 Taxes Reimbursement 2017 Taxes Reimbursement 2017 Taxes Reimbursement 2017 Taxes Reimbursement 2017 Taxes Reimbursement 2017 Taxes	49.96 0.04 2.15 3.30 0.31 28.55 0.04 3.23 30.93 17.64	01/16/2019 01/16/2019 01/16/2019 01/16/2019 01/16/2019 01/16/2019 01/16/2019 01/16/2019 01/16/2019 01/16/2019	Check Sequence: 35 10-00-000-410110-0000 10-00-000-410135-0000 10-00-000-410140-0000 10-00-000-410150-0000 10-00-000-410160-0000 20-00-000-410120-0000 20-00-000-410130-0000 20-00-000-410140-0000 45-00-000-410100-0000 55-00-000-410100-0000	ACH Enabled: False
	Check Total:	136.15			
Vendor: 200163	Dynegy Energy Services 11/6-12/6/18 Electricity 11/6-12/6/18 Electricity 11/6-12/6/18 Electricity 11/6-12/6/18 Electricity 11/6-12/6/18 Electricity 11/6-12/6/18 Electricity 11/6-12/6/18 Electricity	2,069.10 352.54 1,534.69 140.51 285.29 14.87 8,371.60	01/16/2019 01/16/2019 01/16/2019 01/16/2019 01/16/2019 01/16/2019 01/16/2019	Check Sequence: 36 20-30-200-570100-0000 10-00-000-570100-0000 20-30-450-570100-0000 20-30-150-570100-0000 10-00-000-570100-0000 10-00-000-570100-0000 20-30-100-570100-0000	ACH Enabled: False

Invoice No	Description	Amount	Payment Date	Acct Number	Reference
	11/6-12/6/18 Electricity	354.15	01/16/2019	20-30-300-570100-0000	
	11/6-12/6/18 Electricity	207.15	01/16/2019	20-30-350-570100-0000	
	11/6-12/6/18 Electricity	2,016.51	01/16/2019	20-00-000-570100-0000	
	11/6-12/6/18 Electricity	670.06	01/16/2019	20-30-500-570100-0000	
	11/6-12/6/18 Electricity	23.66	01/16/2019	20-00-000-570100-0000	
	11/6-12/6/18 Electricity	84.49	01/16/2019	20-00-000-570100-0000	
	11/6-12/6/18 Electricity	33.30	01/16/2019	20-00-000-570100-0000	
	11/6-12/6/18 Electricity	144.24	01/16/2019	20-00-000-570100-0000	
	11/6-12/6/18 Electricity	32.55	01/16/2019	10-00-000-570100-0000	
	11/6-12/6/18 Electricity	210.53	01/16/2019	20-30-350-570100-0000	
	Check Total:	16,545.24			
Vendor: 199465	Engineering Resource Associates, Inc.			Check Sequence: 37	ACH Enabled: False
18116.01	Manor Park Phase 1	3,100.00	01/16/2019	10-10-000-521600-0000	
	Check Total:	3,100.00			
Vendor: 129093	Fox Valley Fire & Safety			Check Sequence: 38	ACH Enabled: False
IN00223358	Service Alarm	210.00	01/16/2019	20-30-450-521600-0000	
IN00227360	Quarterly Monitoring	150.00	01/16/2019	20-30-450-521600-0000	
IN00227361	Alarm Monitoring	150.00	01/16/2019	20-21-000-525500-1160	
IN12202018B	Radio & Burglar Alarm Installation	2,086.88	01/16/2019	10-00-000-570300-0000	
IN12202018C	Radio & Burglar Alarm Installation	2,784.85	01/16/2019	10-00-000-570300-0000	
IN12202018C	Replace PC Board Fire Panel	1,910.00	01/16/2019	20-00-000-570300-0000	
	Check Total:	7,291.73			
Vendor: 129640	Fullife Safety Center			Check Sequence: 39	ACH Enabled: False
48565	Gloves	55.20	01/16/2019	20-30-500-530300-0000	
48565	Calibration Certification	77.50	01/16/2019	10-10-000-530300-0000	
48580	Safety Supplies	402.00	01/16/2019	10-10-000-530320-0000	
	Check Total:	534.70			
Vendor: 199001	Glenbard West High School			Check Sequence: 40	ACH Enabled: False
	Advertising	250.00	01/16/2019	20-00-000-521650-0000	
	Check Total:	250.00			
Vendor: 100553	Granicus, Inc.			Check Sequence: 41	ACH Enabled: False
107353	Live Streaming 1/19-3/19	733.87	01/16/2019	10-00-000-585100-0000	
107353	Live Streaming 1/19-3/19	733.88	01/16/2019	20-00-000-585100-0000	

Invoice No	Description	Amount	Payment Date	Acct Number	Reference
	Check Total:	1,467.75			
Vendor: 200078 5806	Holmgren Electric Inc. Install LED Lights Newton	765.00	01/16/2019	Check Sequence: 42 10-10-000-520310-0000	ACH Enabled: False
	Check Total:	765.00			
Vendor: 137160 655	Holsteins Garage Vehicle Inspections	35.00	01/16/2019	Check Sequence: 43 10-10-000-530340-0000	ACH Enabled: False
	Check Total:	35.00			
Vendor: 200043 985	Hot Shots Sports-Chicago Fall Classes	210.00	01/16/2019	Check Sequence: 44 20-30-100-525500-0000	ACH Enabled: False
	Check Total:	210.00			
Vendor: 200503	Mark Ideler Return Key Deposit	50.00	01/16/2019	Check Sequence: 45 10-00-000-260100-0000	ACH Enabled: False
	Check Total:	50.00			
Vendor: 198880	Illinois Shotokan Karate Fall Classes	6,933.60	01/16/2019	Check Sequence: 46 20-21-000-525500-1275	ACH Enabled: False
	Check Total:	6,933.60			
Vendor: 145940	JP Sports Tournament Fees Tournament Fees	700.00 600.00	01/16/2019 01/16/2019	Check Sequence: 47 20-21-000-525500-1233 20-21-000-525500-1233	ACH Enabled: False
	Check Total:	1,300.00			
Vendor: 148305	Rebecca Karales 10/18-12/18 Mileage	22.89	01/16/2019	Check Sequence: 48 20-00-000-585270-0000	ACH Enabled: False
	Check Total:	22.89			
Vendor: 200243 18fall	Tracy Lapshin Fall Classes	1,046.50	01/16/2019	Check Sequence: 49 20-21-000-525500-1155	ACH Enabled: False
	Check Total:	1,046.50			
Vendor: 200507	Diana Laufenberg			Check Sequence: 50	ACH Enabled: False

Invoice No	Description	Amount	Payment Date	Acct Number	Reference
	MasterMom's Talk Series	659.38	01/16/2019	20-22-000-525500-2364	
	Check Total:	659.38			
Vendor: 152045	Len's Ace Hardware			Check Sequence: 51	ACH Enabled: False
	Welding Supplies	32.37	01/16/2019	10-10-000-530300-0000	
	Steel Wool	5.39	01/16/2019	20-30-450-530210-0000	
	Key Duplication	13.45	01/16/2019	10-10-000-530300-0000	
	Nuts/Bolts	15.77	01/16/2019	10-10-000-530300-0000	
	Matches	17.96	01/16/2019	20-30-150-530300-0000	
	Check Total:	84.94			
Vendor: 199506	Lisle Wolves			Check Sequence: 52	ACH Enabled: False
	Tournament Fees	500.00	01/16/2019	20-21-000-525500-1233	
	Check Total:	500.00			
Vendor: 200234	Marathon Sportswear			Check Sequence: 53	ACH Enabled: False
31123	Staff Uniforms	952.13	01/16/2019	20-30-100-530250-0000	
31123	Staff Uniforms	600.00	01/16/2019	20-30-100-530270-0000	
	Check Total:	1,552.13			
Vendor: 156220	McMaster Carr Supply			Check Sequence: 54	ACH Enabled: False
81071474	Tent Pins	78.48	01/16/2019	10-10-000-530300-0000	
	Check Total:	78.48			
Vendor: 156599	Menard's			Check Sequence: 55	ACH Enabled: False
2981	Sandpaper	7.17	01/16/2019	10-10-000-530300-0000	
3176	Tube Sand	285.84	01/16/2019	10-10-000-550500-0000	
3192/3184	Ice Rink Supplies	39.41	01/16/2019	10-10-000-530300-0000	
3272	Shop Supplies	59.20	01/16/2019	10-10-000-530300-0000	
3442/51	Sander	54.98	01/16/2019	10-10-000-530300-0000	
3454	Sandpaper	15.95	01/16/2019	10-10-000-530300-0000	
3545	Paintbrushes/Stain	33.57	01/16/2019	10-10-000-530600-0000	
3805	Stain	19.58	01/16/2019	10-10-000-530600-0000	
3823	Air Filters	67.17	01/16/2019	20-30-150-550300-0000	
3823	Light Fixture	19.99	01/16/2019	10-10-000-550300-0000	
3897	Rebar	23.64	01/16/2019	10-10-000-530300-0000	
3906	Shop Supplies	119.62	01/16/2019	10-10-000-530300-0000	
3984	Bolts/Washers	10.17	01/16/2019	10-10-000-530300-0000	
4060	Screws/Washers	15.97	01/16/2019	10-10-000-530300-0000	

Invoice No	Description	Amount	Payment Date	Acct Number	Reference
4154	Floor Drain	5.18	01/16/2019	10-10-000-530300-0000	
4493	LED Bulbs	44.96	01/16/2019	10-10-000-520310-0000	
4656	Tree Tags	11.13	01/16/2019	10-10-000-530300-0000	
4669/5039/8	Tile Repairs	80.86	01/16/2019	20-30-450-550300-0000	
5144	Shop Supplies	217.83	01/16/2019	10-10-000-530300-0000	
5503	Paint Supplies	14.98	01/16/2019	10-10-000-530600-0000	
5503	Paint Supplies	10.15	01/16/2019	10-10-000-530600-0000	
5576	Wall Anchors	16.94	01/16/2019	10-10-000-530300-0000	
5662	Tools	6.99	01/16/2019	10-10-000-530300-0000	
	Check Total:	1,181.28			
Vendor: 200184	Midco Electric Supply, Inc.			Check Sequence: 56	ACH Enabled: False
210537	Stone Wall Lights	1,040.00	01/16/2019	10-10-000-550300-0000	
210645/46	LED Bulbs	708.00	01/16/2019	10-10-000-520310-0000	
	Check Total:	1,748.00			
Vendor: 199834	Midwest Floating Island, LLC			Check Sequence: 57	ACH Enabled: False
1341	Floating Islands Lake Ellyn	10,445.80	01/16/2019	10-10-000-530615-0000	
	Check Total:	10,445.80			
Vendor: 200167	Midwest-Excelsior			Check Sequence: 58	ACH Enabled: False
	Restrapping Pool Chairs	3,710.00	01/16/2019	94-90-930-575110-0000	
	Check Total:	3,710.00			
Vendor: 200107	Ryan Miller			Check Sequence: 59	ACH Enabled: False
	11/18 & 12/18 Mileage	76.98	01/16/2019	20-00-000-585270-0000	
	Check Total:	76.98			
Vendor: 198916	Nameplate & Panel Technology			Check Sequence: 60	ACH Enabled: False
240595	Memorial Tags	82.00	01/16/2019	20-00-000-530213-0000	
	Check Total:	82.00			
Vendor: 159801	National Seed			Check Sequence: 61	ACH Enabled: False
581846	Fertilizer	4,730.00	01/16/2019	10-10-000-550400-0000	
583442	Grass Seed	2,365.00	01/16/2019	10-10-000-550400-0000	
	Check Total:	7,095.00			
Vendor: 161205	Nicor Gas			Check Sequence: 62	ACH Enabled: False

Invoice No	Description	Amount	Payment Date	Acct Number	Reference
	11/14-12/13/18 Gas	150.11	01/16/2019	10-00-000-570200-0000	
	Check Total:	150.11			
Vendor: 199799	Northstar Events			Check Sequence: 63	ACH Enabled: False
	Tournament Fees	400.00	01/16/2019	20-21-000-525500-1233	
	Check Total:	400.00			
Vendor: 163300	Office Depot			Check Sequence: 64	ACH Enabled: False
	Office Supplies	229.34	01/16/2019	10-00-000-530100-0000	
	Office Supplies	229.33	01/16/2019	20-00-000-530100-0000	
	Office Supplies	54.96	01/16/2019	20-30-100-530100-0000	
	ScanSnap	373.79	01/16/2019	20-00-000-541100-0000	
	Office Supplies	97.40	01/16/2019	10-00-000-530100-0000	
	Office Supplies	97.39	01/16/2019	20-00-000-530100-0000	
	Office Supplies	57.28	01/16/2019	20-24-000-535500-4610	
	Check Total:	1,139.49			
Vendor: 162999	Official Finders			Check Sequence: 65	ACH Enabled: False
6098	Volleyball Officials	105.00	01/16/2019	20-21-000-525500-1230	
	Check Total:	105.00			
Vendor: 199793	P A Crimson Fire Risk Services Inc.			Check Sequence: 66	ACH Enabled: False
Various	Fire Extinguisher Testing	635.02	01/16/2019	10-10-000-521600-0000	
	Check Total:	635.02			
Vendor: 117155	Paddock Publications			Check Sequence: 67	ACH Enabled: False
	1/2-2/26/19 Subscription	77.20	01/16/2019	10-00-000-585250-0000	
	1/2-2/26/19 Subscription	77.20	01/16/2019	20-00-000-585250-0000	
	Check Total:	154.40			
Vendor: 200150	Paddock Publications, Inc.			Check Sequence: 68	ACH Enabled: False
	Legal Notices	115.00	01/16/2019	10-00-000-521150-0000	
	Legal Notices	115.00	01/16/2019	20-00-000-521150-0000	
	Legal Notices	242.65	01/16/2019	10-00-000-521150-0000	
	Check Total:	472.65			
Vendor: 101134	PDRMA			Check Sequence: 69	ACH Enabled: False
	12/18 Health Insurance	4,752.73	01/16/2019	10-00-000-565100-0000	

Invoice No	Description	Amount	Payment Date	Acct Number	Reference
	12/18 Health Insurance	10,575.88	01/16/2019	10-10-000-565100-0000	
	12/18 Health Insurance	10,249.10	01/16/2019	20-00-000-565100-0000	
	12/18 Health Insurance	3,116.48	01/16/2019	20-30-100-565100-0000	
	12/18 Health Insurance	192.87	01/16/2019	20-30-150-565100-0000	
	12/18 Health Insurance	304.08	01/16/2019	20-30-200-565100-0000	
	12/18 Health Insurance	157.45	01/16/2019	20-30-300-565100-0000	
	12/18 Health Insurance	178.39	01/16/2019	20-30-350-565100-0000	
	12/18 Health Insurance	157.45	01/16/2019	20-30-400-565100-0000	
	12/18 Health Insurance	1,127.56	01/16/2019	20-30-450-565100-0000	
	12/18 Health Insurance	364.18	01/16/2019	20-30-500-565100-0000	
	12/18 Health Insurance	461.52	01/16/2019	55-00-000-565100-0000	
	12/18 Property Insurance	5,412.79	01/16/2019	10-00-000-560600-0000	
	12/18 Liability Insurance	2,636.65	01/16/2019	10-00-000-560600-0000	
	12/18 Workers Compensation	3,976.83	01/16/2019	10-00-000-560200-0000	
	12/18 Employment Practice	907.82	01/16/2019	10-00-000-560600-0000	
	12/18 Pollution Liability	161.02	01/16/2019	10-00-000-560600-0000	
	Check Total:	44,732.80			
Vendor: 200177	Performance Chemical & Supply, Inc.			Check Sequence: 70	ACH Enabled: False
226423	Maintenance Supplies	100.90	01/16/2019	20-30-100-530300-0000	
228491	Maintenance Supplies	185.57	01/16/2019	20-30-100-530300-0000	
228501	Maintenance Supplies	216.00	01/16/2019	20-30-100-530300-0000	
	Check Total:	502.47			
Vendor: 170852	Pioneer Manufacturing Company			Check Sequence: 71	ACH Enabled: False
705057	Sprayer Parts	404.90	01/16/2019	10-10-000-530210-0000	
	Check Total:	404.90			
Vendor: 200025	Pizzo and Associates Ltd.			Check Sequence: 72	ACH Enabled: False
20996	Stewardship Lake Ellyn	1,418.52	01/16/2019	94-90-000-575170-0000	
20997	Stewardship Ackerman Park	1,181.08	01/16/2019	94-90-000-575170-0000	
	Check Total:	2,599.60			
Vendor: 199602	Pizzo Native Plant Nursery			Check Sequence: 73	ACH Enabled: False
SI-15096	Custom Seed Mixes	6,593.09	01/16/2019	94-90-000-575170-0000	
	Check Total:	6,593.09			
Vendor: 199218	Positive Coaching Alliance			Check Sequence: 74	ACH Enabled: False
70320	2019 PCA Workshops	600.00	01/16/2019	20-21-000-525500-1111	

Invoice No	Description	Amount	Payment Date	Acct Number	Reference
70320	2019 PCA Workshops	600.00	01/16/2019	20-21-000-525500-1120	
70320	2019 PCA Workshops	200.00	01/16/2019	20-21-000-525500-1127	
70320	2019 PCA Workshops	600.00	01/16/2019	20-21-000-525500-1141	
70320	2019 PCA Workshops	250.00	01/16/2019	20-21-000-525500-1161	
70320	2019 PCA Workshops	600.00	01/16/2019	20-21-000-525500-1232	
70320	2019 PCA Workshops	250.00	01/16/2019	20-21-000-525500-1241	
70320	2019 PCA Workshops	150.00	01/16/2019	20-21-000-525500-1280	
70320	2019 PCA Workshops	250.00	01/16/2019	20-21-000-525500-1172	
	Check Total:	3,500.00			
Vendor: 200133	Power Systems			Check Sequence: 75	ACH Enabled: False
8356439	Fitness Equipment	102.64	01/16/2019	20-30-100-530102-0000	
	Check Total:	102.64			
Vendor: 200516	Primetime Tournaments			Check Sequence: 76	ACH Enabled: False
	Tournament Fees	1,390.00	01/16/2019	20-21-000-525500-1233	
	Check Total:	1,390.00			
Vendor: 200504	Print Source Graphics			Check Sequence: 77	ACH Enabled: False
1102	Garden Plot Signs	464.80	01/16/2019	10-10-000-550250-0000	
1104	Staff Uniforms	1,815.25	01/16/2019	10-10-000-530250-0000	
1105	Signs	185.00	01/16/2019	10-10-000-550250-0000	
	Check Total:	2,465.05			
Vendor: 200517	ProSafety			Check Sequence: 78	ACH Enabled: False
2/856840	Safety Supplies	178.51	01/16/2019	10-10-000-530320-0000	
	Check Total:	178.51			
Vendor: 172920	Quickscores LLC			Check Sequence: 79	ACH Enabled: False
182827	Online Scheduling	35.00	01/16/2019	20-21-000-525500-1101	
182827	Online Scheduling	35.00	01/16/2019	20-21-000-525500-1102	
182827	Online Scheduling	520.00	01/16/2019	20-21-000-525500-1111	
182827	Online Scheduling	35.00	01/16/2019	20-21-000-525500-1112	
182827	Online Scheduling	200.00	01/16/2019	20-21-000-525500-1114	
182827	Online Scheduling	900.00	01/16/2019	20-21-000-525500-1120	
182827	Online Scheduling	350.00	01/16/2019	20-21-000-525500-1121	
182827	Online Scheduling	575.00	01/16/2019	20-21-000-525500-1141	
182827	Online Scheduling	900.00	01/16/2019	20-21-000-525500-1232	
182827	Online Scheduling	100.00	01/16/2019	20-21-000-525500-1233	

Invoice No	Description	Amount	Payment Date	Acct Number	Reference
182827	Online Scheduling	350.00	01/16/2019	20-21-000-525500-1235	
	Check Total:	4,000.00			
Vendor: 101000	R.A. Adams Enterprises, Inc.			Check Sequence: 80	ACH Enabled: False
S003990	Trailer Gates	594.00	01/16/2019	10-10-000-530210-0000	
	Check Total:	594.00			
Vendor: 173885	Regional Truck Equipment			Check Sequence: 81	ACH Enabled: False
213102	Toggle Switch	34.28	01/16/2019	10-10-000-530210-0000	
	Check Total:	34.28			
Vendor: 174009	Rental Max			Check Sequence: 82	ACH Enabled: False
334809-8	Slush Boots	65.97	01/16/2019	10-10-000-530300-0000	
336094-8	Lift Rental	464.00	01/16/2019	10-10-000-530220-0000	
337251-8	Hards Hats/Tape	49.96	01/16/2019	10-10-000-530300-0000	
	Check Total:	579.93			
Vendor: 199058	Rotary Club of Glen Ellyn			Check Sequence: 83	ACH Enabled: False
7124	Monthly Dues	73.50	01/16/2019	20-00-000-585250-0000	
7124	Monthly Dues	73.50	01/16/2019	10-00-000-585250-0000	
	Check Total:	147.00			
Vendor: 176093	Russo Power Equipment			Check Sequence: 84	ACH Enabled: False
40622	Drive Belt	-9.78	01/16/2019	10-10-000-530210-0000	
5522249	Shovels/Plow Markers	226.47	01/16/2019	10-10-000-530300-0000	
5539027	Premix Oil	194.95	01/16/2019	10-10-000-530500-0000	
5564114	Backpack Blowers	776.00	01/16/2019	10-10-000-530210-0000	
5564133	Weed Whips	929.97	01/16/2019	10-10-000-575300-0000	
5565456	Handels	38.97	01/16/2019	10-10-000-530210-0000	
5569123	Drive Belt	35.32	01/16/2019	10-10-000-530210-0000	
5574299	Blower Repairs	171.63	01/16/2019	10-10-000-530210-0000	
5587511	Shovel Handles	38.97	01/16/2019	10-10-000-530300-0000	
	Check Total:	2,402.50			
Vendor: 200491	Safe Haven IT, Inc.			Check Sequence: 85	ACH Enabled: False
2019-001	1/19 IT Maintenance	1,800.00	01/16/2019	10-00-000-521400-0000	
2019-001	1/19 IT Maintenance	1,800.00	01/16/2019	20-00-000-521400-0000	

Invoice No	Description	Amount	Payment Date	Acct Number	Reference
	Check Total:	3,600.00			
Vendor: 176971	Sam's Club Direct			Check Sequence: 86	ACH Enabled: False
	Preschool Supplies	144.28	01/16/2019	20-24-000-535500-4610	
	Polar Express Supplies	534.96	01/16/2019	20-26-000-525500-6835	
	Santa Visits	549.40	01/16/2019	20-26-000-535500-6830	
	Supplies	38.44	01/16/2019	20-30-150-541300-0000	
	Turkey Trot Supplies	118.52	01/16/2019	20-21-000-535500-1201	
	Supplies	183.02	01/16/2019	20-26-000-535500-6808	
	Supplies	220.93	01/16/2019	20-24-000-535500-4610	
	Supplies	361.17	01/16/2019	20-30-100-530300-0000	
	Check Total:	2,150.72			
Vendor: 178058	Seminole Sports, LLC			Check Sequence: 87	ACH Enabled: False
	Tournament Fees	850.00	01/16/2019	20-21-000-525500-1112	
	Tournament Fees	6,150.00	01/16/2019	20-21-000-525500-1112	
	Tournament Fees	425.00	01/16/2019	20-21-000-525500-1233	
	Tournament Fees	480.00	01/16/2019	20-21-000-525500-1233	
	Check Total:	7,905.00			
Vendor: 199065	Servicemaster Commercial			Check Sequence: 88	ACH Enabled: False
195552	1/19 Janitorial Service	2,350.00	01/16/2019	20-30-450-521600-0000	
	Check Total:	2,350.00			
Vendor: 178275	Shaw Media			Check Sequence: 89	ACH Enabled: False
	2019 Meeting Schedule	55.35	01/16/2019	10-00-000-521150-0000	
	2019 Meeting Schedule	55.35	01/16/2019	20-00-000-521150-0000	
	Check Total:	110.70			
Vendor: 199260	Single Path, LLC			Check Sequence: 90	ACH Enabled: False
20658321	12/18 Phone Service	731.14	01/16/2019	10-00-000-570300-0000	
20658321	12/18 Phone Service	162.48	01/16/2019	10-10-000-570300-0000	
20658321	12/18 Phone Service	731.14	01/16/2019	20-00-000-570300-0000	
20658321	12/18 Phone Service	634.95	01/16/2019	20-30-100-570300-0000	
20658321	12/18 Phone Service	32.50	01/16/2019	20-30-150-570300-0000	
20658321	12/18 Phone Service	129.98	01/16/2019	20-30-300-570300-0000	
20658321	12/18 Phone Service	97.49	01/16/2019	20-30-500-570300-0000	
20658345	12/18 Anti-Virus	247.51	01/16/2019	20-00-000-521400-0000	
20658345	12/18 Anti-Virus	247.51	01/16/2019	10-00-000-521400-0000	

Invoice No	Description	Amount	Payment Date	Acct Number	Reference
20658346	12/18 Office 365	168.25	01/16/2019	10-00-000-521600-0000	
20658346	12/18 Office 365	45.00	01/16/2019	10-10-000-521600-0000	
20658346	12/18 Office 365	168.25	01/16/2019	20-00-000-521600-0000	
20658346	12/18 Office 365	71.50	01/16/2019	20-30-100-521600-0000	
	Check Total:	3,467.70			
Vendor: 200464 8304	Smart Industry Products, LLC Dog Waste Bags	289.00	01/16/2019	Check Sequence: 91 20-30-475-530425-0000	ACH Enabled: False
	Check Total:	289.00			
Vendor: 200509	Sokol Stickney Tumbling Meet	441.00	01/16/2019	Check Sequence: 92 20-21-000-525500-1170	ACH Enabled: False
	Check Total:	441.00			
Vendor: 181113 51720	Standard Industrial & Auto Oil Line Dispenser	520.00	01/16/2019	Check Sequence: 93 10-10-000-530500-0000	ACH Enabled: False
	Check Total:	520.00			
Vendor: 181118	Staples Advantage Office Supplies Office Supplies	175.32 175.32	01/16/2019 01/16/2019	Check Sequence: 94 10-00-000-530100-0000 20-00-000-530100-0000	ACH Enabled: False
	Check Total:	350.64			
Vendor: 182050 508848	Suburban Door Check & Lock Door Repairs	133.00	01/16/2019	Check Sequence: 95 20-30-450-550300-0000	ACH Enabled: False
	Check Total:	133.00			
Vendor: 199693 184118	Suburban Elevator Company Quarterly Oil & Grease	373.35	01/16/2019	Check Sequence: 96 20-30-200-521600-0000	ACH Enabled: False
	Check Total:	373.35			
Vendor: 200426	Sweet P. Doll Studio Fall Classes	532.00	01/16/2019	Check Sequence: 97 20-22-000-525500-2310	ACH Enabled: False
	Check Total:	532.00			
Vendor: 183781 995446/5	Terrace Supply Company CO2	46.50	01/16/2019	Check Sequence: 98 20-30-500-530600-0000	ACH Enabled: False

Invoice No	Description	Amount	Payment Date	Acct Number	Reference
	Check Total:	46.50			
Vendor: 188120 351423	Unique Products & Service Corporation Maintenance Supplies	327.08	01/16/2019	Check Sequence: 99 20-30-200-530310-0000	ACH Enabled: False
	Check Total:	327.08			
Vendor: 199170 PD010419	US LAX Events Tournament Fees	3,500.00	01/16/2019	Check Sequence: 100 20-21-000-525500-1172	ACH Enabled: False
	Check Total:	3,500.00			
Vendor: 199084	Javier Vargas Boot Reimbursement	50.00	01/16/2019	Check Sequence: 101 10-00-000-585815-0000	ACH Enabled: False
	Check Total:	50.00			
Vendor: 200197 Various Various Various Various	Veritiv Operating Company Report Paper Report Paper Report Paper Report Paper	107.21 107.20 222.04 5.33	01/16/2019 01/16/2019 01/16/2019 01/16/2019	Check Sequence: 102 10-00-000-530100-0000 20-00-000-530100-0000 20-24-000-535500-4610 20-24-000-535500-4610	ACH Enabled: False
	Check Total:	441.78			
Vendor: 199191	VHCBS Tournament Fees	475.00	01/16/2019	Check Sequence: 103 20-21-000-525500-1233	ACH Enabled: False
	Check Total:	475.00			
Vendor: 200495	Village of Glen Ellyn-Fuel 12/18 Fuel 12/18 Fuel	33.86 1,512.03	01/16/2019 01/16/2019	Check Sequence: 104 20-00-000-530500-0000 10-10-000-530500-0000	ACH Enabled: False
	Check Total:	1,545.89			
Vendor: 200423 3008	Village of Glen Ellyn-Special Road Salt	461.66	01/16/2019	Check Sequence: 105 10-10-000-530620-0000	ACH Enabled: False
	Check Total:	461.66			
Vendor: 199264 4128647-0 4137043-0	Warehouse Direct Maintenance Supplies Maintenance Supplies	168.69 213.57	01/16/2019 01/16/2019	Check Sequence: 106 20-30-100-530300-0000 20-30-100-530300-0000	ACH Enabled: False

Invoice No	Description	Amount	Payment Date	Acct Number	Reference
4144447-0	Maintenance Supplies	49.96	01/16/2019	20-30-100-530300-0000	
	Check Total:	432.22			
Vendor: 192415	Eric Wassell			Check Sequence: 107	ACH Enabled: False
	Boot Reimbursement	50.00	01/16/2019	10-00-000-585815-0000	
	Check Total:	50.00			
Vendor: 199040	Wee Heart Music			Check Sequence: 108	ACH Enabled: False
1172	Fall Classes	2,496.20	01/16/2019	20-22-000-525500-2362	
	Check Total:	2,496.20			
Vendor: 193195	West Side Tractor Sales			Check Sequence: 109	ACH Enabled: False
N74265	Zturn Winter Service	860.82	01/16/2019	10-10-000-530210-0000	
N74588	Zturn Parts	115.14	01/16/2019	10-10-000-530210-0000	
N74916	Zturn Repairs	25.65	01/16/2019	10-10-000-530210-0000	
N74917	Zturn Repairs	97.92	01/16/2019	10-10-000-530210-0000	
	Check Total:	1,099.53			
Vendor: 199143	West Suburban Baseball League			Check Sequence: 110	ACH Enabled: False
	Travel League Fees	3,750.00	01/16/2019	20-21-000-525500-1233	
	Check Total:	3,750.00			
Vendor: 199095	Wheaton Park District			Check Sequence: 111	ACH Enabled: False
	Tournament Fees	495.00	01/16/2019	20-21-000-525500-1112	
	Check Total:	495.00			
Vendor: 200515	Wheaton Park District			Check Sequence: 112	ACH Enabled: False
	Tournament Fees	495.00	01/16/2019	20-21-000-525500-1233	
	Check Total:	495.00			
Vendor: 199800	Winfield Wolves			Check Sequence: 113	ACH Enabled: False
	Tournament Fees	450.00	01/16/2019	20-21-000-525500-1233	
	Check Total:	450.00			
Vendor: 197576	Myron Yocum			Check Sequence: 114	ACH Enabled: False
	6/18-12/18 Mileage	172.77	01/16/2019	20-00-000-585270-0000	

Invoice No	Description	Amount	Payment Date	Acct Number	Reference
	Check Total:	172.77			
Vendor: 197710 1639	Young Rembrandts Fall Classes	280.00	01/16/2019	Check Sequence: 115 20-22-000-525500-2315	ACH Enabled: False
	Check Total:	280.00			
	Total for Check Run:	219,489.01			
	Total of Number of Checks:	115			

Accounts Payable

Computer Check Proof List by Vendor

User: cyocum
Printed: 01/08/2019 - 10:38AM
Batch: 00003.01.2019



Invoice No	Description	Amount	Payment Date	Acct Number	Reference
Vendor: 200502	Mark Hoffman			Check Sequence: 1	ACH Enabled: False
	1/19 Senior Luncheon Performance	175.00	01/08/2019	20-25-000-525500-5728	
	Check Total:	175.00			
	Total for Check Run:	175.00			
	Total of Number of Checks:	1			

Accounts Payable

Computer Check Proof List by Vendor



User: cyocum
 Printed: 01/03/2019 - 11:41AM
 Batch: 00002.01.2019

Invoice No	Description	Amount	Payment Date	Acct Number	Reference
Vendor: 100183	Aaron Entertainment DJ Winter Gym Jam	395.00	01/03/2019	Check Sequence: 1 20-26-000-525500-6801	ACH Enabled: False
	Check Total:	395.00			
Vendor: 105807	AT&T 12/16-1/15/18 Service	85.60	01/03/2019	Check Sequence: 2 20-30-350-570300-0000	ACH Enabled: False
	Check Total:	85.60			
Vendor: 198894	AT&T 12/19-1/18/19 Service 12/19-1/18/19 Service 12/19-1/18/19 Service 12/19-1/18/19 Service	45.63 45.73 147.10 45.63	01/03/2019 01/03/2019 01/03/2019 01/03/2019	Check Sequence: 3 10-00-000-570300-0000 20-00-000-570300-0000 20-30-450-570300-0000 20-30-300-570300-0000	ACH Enabled: False
	Check Total:	284.09			
Vendor: 113050 5964	Case Lots Inc. Maintenance Supplies	166.45	01/03/2019	Check Sequence: 4 20-30-100-530300-0000	ACH Enabled: False
	Check Total:	166.45			
Vendor: 115428 1818 1820	Cool Science Summer Classes Fall Classes	1,320.00 720.00	01/03/2019 01/03/2019	Check Sequence: 5 20-22-000-525500-2350 20-22-000-525500-2350	ACH Enabled: False
	Check Total:	2,040.00			
Vendor: 129093 199763	Fox Valley Fire & Safety Alarm Repairs	210.00	01/03/2019	Check Sequence: 6 20-30-450-521600-0000	ACH Enabled: False
	Check Total:	210.00			

Invoice No	Description	Amount	Payment Date	Acct Number	Reference
Vendor: 132271 9017869539	Grainger, Inc. Filters	123.60	01/03/2019	Check Sequence: 7 20-30-450-530210-0000	ACH Enabled: False
	Check Total:	123.60			
Vendor: 200113	Groot, Inc.			Check Sequence: 8	ACH Enabled: False
	12/18 Scavenger Services	195.00	01/03/2019	10-00-000-521300-0000	
	12/18 Scavenger Services	87.20	01/03/2019	20-30-200-521300-0000	
	12/18 Scavenger Services	106.20	01/03/2019	20-30-450-521300-0000	
	12/18 Scavenger Services	235.16	01/03/2019	20-30-350-521300-0000	
	12/18 Scavenger Services	458.54	01/03/2019	10-00-000-521300-0000	
	12/18 Scavenger Services	406.85	01/03/2019	20-30-500-521300-0000	
	12/18 Scavenger Services	210.99	01/03/2019	20-30-100-521300-0000	
	12/18 Scavenger Services	224.45	01/03/2019	20-30-150-521300-0000	
	Check Total:	1,924.39			
Vendor: 200505 20641	Lucky Locators, Inc. Locate Electric ASFC Park	3,290.00	01/03/2019	Check Sequence: 9 10-10-000-521600-0000	ACH Enabled: False
	Check Total:	3,290.00			
Vendor: 200177 226423	Performance Chemical & Supply, Inc. Maintenance SUPplies	100.90	01/03/2019	Check Sequence: 10 20-30-100-530300-0000	ACH Enabled: False
	Check Total:	100.90			
Vendor: 200421	Record-A-Hit Entertainment			Check Sequence: 11	ACH Enabled: False
	Attractions Winter Gym Jam	2,075.00	01/03/2019	20-26-000-525500-6801	
	Attractions Winter Gym Jam	820.00	01/03/2019	20-00-000-585175-0000	
	Check Total:	2,895.00			
Vendor: 178125 7645033/4/0366	Service Sanitations Port-O-Let Fees	164.00	01/03/2019	Check Sequence: 12 10-10-000-521600-0000	ACH Enabled: False
	Check Total:	164.00			
Vendor: 137161	The Home Depot CRC/GEFCF Utility Knives	21.47	01/03/2019	Check Sequence: 13 10-10-000-530300-0000	ACH Enabled: False
	Check Total:	21.47			

Invoice No	Description	Amount	Payment Date	Acct Number	Reference
	Total for Check Run:	11,700.50			
	Total of Number of Checks:	13			

Accounts Payable

Computer Check Proof List by Vendor

User: cyocum
Printed: 12/28/2018 - 9:01AM
Batch: 00009.12.2018



Invoice No	Description	Amount	Payment Date	Acct Number	Reference
Vendor: 190330	Village of Glen Ellyn-Water 10/1-11/5/18 Water	1,004.79	12/28/2018	Check Sequence: 1 20-30-500-570400-0000	ACH Enabled: False
	Check Total:	1,004.79			
	Total for Check Run:	1,004.79			
	Total of Number of Checks:	1			

Accounts Payable

Computer Check Proof List by Vendor

User: cyocum
 Printed: 12/21/2018 - 9:56AM
 Batch: 00005.12.2018



Invoice No	Description	Amount	Payment Date	Acct Number	Reference
Vendor: 100144 50812	AALCO Manufacturing Company Basketball Rim	250.00	12/26/2018	Check Sequence: 1 20-30-100-530210-0000	ACH Enabled: False
	Check Total:	250.00			
Vendor: 200222 143903 143903	Accurate Repro Inc. Posters Posters	156.00 14.00	12/26/2018 12/26/2018	Check Sequence: 2 20-30-100-521650-0000 20-00-000-521650-0000	ACH Enabled: False
	Check Total:	170.00			
Vendor: 146213	Albertsons/Safeway Supplies Staff Luncheon Staff Luncheon Supplies	15.95 9.50 9.49 33.25	12/26/2018 12/26/2018 12/26/2018 12/26/2018	Check Sequence: 3 20-24-000-535500-4610 10-00-000-585290-0000 20-00-000-585290-0000 20-24-000-535500-4610	ACH Enabled: False
	Check Total:	68.19			
Vendor: 100182 847692	AMI Graphics, LLC Banners	84.37	12/26/2018	Check Sequence: 4 20-00-000-585175-0000	ACH Enabled: False
	Check Total:	84.37			
Vendor: 103965 67499	Ancel, Glink, Diamond, Bush 11/18 Attorney Fees	2,257.50	12/26/2018	Check Sequence: 5 10-00-000-521100-0000	ACH Enabled: False
	Check Total:	2,257.50			
Vendor: 105167 109089	Armbrust Plumbing and Heating Install Economizer Controls	349.00	12/26/2018	Check Sequence: 6 20-30-100-530300-0000	ACH Enabled: False
	Check Total:	349.00			

Invoice No	Description	Amount	Payment Date	Acct Number	Reference
Vendor: 198915	Kathleen Baehl Preschool Supplies	238.77	12/26/2018	Check Sequence: 7 20-24-000-535500-4610	ACH Enabled: False
	Check Total:	238.77			
Vendor: 108315	Batteries Plus			Check Sequence: 8	ACH Enabled: False
P7065015	Lightbulbs	39.90	12/26/2018	20-30-100-530300-0000	
Various	Ballasts/Batteries	125.83	12/26/2018	20-30-450-530300-0000	
	Check Total:	165.73			
Vendor: 200140	David Bruschk Santa Visits	750.00	12/26/2018	Check Sequence: 9 20-24-000-525500-4610	ACH Enabled: False
	Check Total:	750.00			
Vendor: 110934	Joan Bry Group Fitness Supplies	153.41	12/26/2018	Check Sequence: 10 20-30-100-530102-0000	ACH Enabled: False
	Check Total:	153.41			
Vendor: 112895	Julie Carlson Preschool Supplies	604.75	12/26/2018	Check Sequence: 11 20-24-000-535500-4610	ACH Enabled: False
	Check Total:	604.75			
Vendor: 170268	Cash Replenish	250.00	12/26/2018	Check Sequence: 12 20-00-000-100200-0000	ACH Enabled: False
	Check Total:	250.00			
Vendor: 115285	ComEd 11/5-12/6/18 Electric	35.37	12/26/2018	Check Sequence: 13 10-00-000-570100-0000	ACH Enabled: False
	Check Total:	35.37			
Vendor: 115186	Commercial Tire Service Inc Polar Track Tire	15.50	12/26/2018	Check Sequence: 14 10-10-000-530340-0000	ACH Enabled: False
2220052250					
	Check Total:	15.50			
Vendor: 115272	Computer Explorers Summer Classes	720.00	12/26/2018	Check Sequence: 15 20-24-000-525500-4697	ACH Enabled: False
072318					
1218	Fall Classes	620.00	12/26/2018	20-24-000-525500-4697	

Invoice No	Description	Amount	Payment Date	Acct Number	Reference
	Check Total:	1,340.00			
Vendor: 118510	Lisa Marie DiMaggio Fall Classes	521.00	12/26/2018	Check Sequence: 16 20-22-000-525500-2358	ACH Enabled: False
	Check Total:	521.00			
Vendor: 119687	Dunham Woods Farm, Inc. Fall Classes	115.00	12/26/2018	Check Sequence: 17 20-22-000-525500-2301	ACH Enabled: False
	Check Total:	115.00			
Vendor: 123370	Elmhurst Park District One Day Trips	543.57	12/26/2018	Check Sequence: 18 20-25-000-525500-5702	ACH Enabled: False
	Check Total:	543.57			
Vendor: 132271	Grainger, Inc. Heaters Heaters	434.00 962.72	12/26/2018 12/26/2018	Check Sequence: 19 10-10-000-530210-0000 20-30-350-530210-0000	ACH Enabled: False
	Check Total:	1,396.72			
Vendor: 133300	Tracy Gustello Preschool Supplies	333.15	12/26/2018	Check Sequence: 20 20-24-000-535500-4610	ACH Enabled: False
	Check Total:	333.15			
Vendor: 166407	KH Kim's Taekwondo Fall Classes	4,095.00	12/26/2018	Check Sequence: 21 20-21-000-525500-1275	ACH Enabled: False
	Check Total:	4,095.00			
Vendor: 154610 5799	Market Access Corporation 11/18 Special Use Permits	875.00	12/26/2018	Check Sequence: 22 20-30-150-521205-0000	ACH Enabled: False
	Check Total:	875.00			
Vendor: 156220 80449479	McMaster Carr Supply Shackle Tow Truck Strap	87.32	12/26/2018	Check Sequence: 23 10-10-000-530340-0000	ACH Enabled: False
	Check Total:	87.32			
Vendor: 156599	Menard's			Check Sequence: 24	ACH Enabled: False

Invoice No	Description	Amount	Payment Date	Acct Number	Reference
2675	Equipment Repairs	55.32	12/26/2018	20-30-100-530210-0000	
2687/84/974	Drain Valve/Thermometer	79.71	12/26/2018	10-10-000-530300-0000	
	Check Total:	135.03			
Vendor: 149156	Multiple Funding Solutions, Inc.			Check Sequence: 25	ACH Enabled: False
GEFI119	Fall Classes	1,158.00	12/26/2018	20-22-000-525500-2331	
	Check Total:	1,158.00			
Vendor: 200501	Jennifer Nagle			Check Sequence: 26	ACH Enabled: False
	Class Supplies	30.52	12/26/2018	20-22-000-535500-2311	
	Check Total:	30.52			
Vendor: 159801	National Seed			Check Sequence: 27	ACH Enabled: False
581817	Grass Seed	2,467.88	12/26/2018	10-10-000-550400-0000	
583191	Sidwalk Salt	1,287.50	12/26/2018	10-10-000-530620-0000	
	Check Total:	3,755.38			
Vendor: 199793	P A Crimson Fire Risk Services Inc.			Check Sequence: 28	ACH Enabled: False
13640	Annual Extinguisher Inspections	51.05	12/26/2018	20-30-200-521600-0000	
13645	Annual Extinguisher Inspections	22.99	12/26/2018	20-30-150-521600-0000	
13646	Annual Extinguisher Inspections	447.09	12/26/2018	20-30-450-521600-0000	
13647	Annual Extinguisher Inspections	48.69	12/26/2018	20-30-100-521600-0000	
13647	Annual Extinguisher Inspections	235.71	12/26/2018	20-30-500-530300-0000	
13649	Annual Extinguisher Inspections	237.61	12/26/2018	20-30-200-521600-0000	
	Check Total:	1,043.14			
Vendor: 101134	PDRMA			Check Sequence: 29	ACH Enabled: False
	11/18 Health Insurance	4,940.52	12/26/2018	10-00-000-565100-0000	
	11/18 Health Insurance	10,993.73	12/26/2018	10-10-000-565100-0000	
	11/18 Health Insurance	10,654.04	12/26/2018	20-00-000-565100-0000	
	11/18 Health Insurance	3,239.61	12/26/2018	20-30-100-565100-0000	
	11/18 Health Insurance	200.49	12/26/2018	20-30-150-565100-0000	
	11/18 Health Insurance	316.09	12/26/2018	20-30-200-565100-0000	
	11/18 Health Insurance	163.67	12/26/2018	20-30-300-565100-0000	
	11/18 Health Insurance	185.44	12/26/2018	20-30-350-565100-0000	
	11/18 Health Insurance	163.67	12/26/2018	20-30-400-565100-0000	
	11/18 Health Insurance	1,172.11	12/26/2018	20-30-450-565100-0000	
	11/18 Health Insurance	378.57	12/26/2018	20-30-500-565100-0000	
	11/18 Health Insurance	479.75	12/26/2018	55-00-000-565100-0000	

Invoice No	Description	Amount	Payment Date	Acct Number	Reference
	11/18 Property Insurance	5,412.79	12/26/2018	10-00-000-560600-0000	
	11/18 Liability Insurance	2,636.65	12/26/2018	10-00-000-560600-0000	
	11/18 Workers Compensation Insurance	3,976.83	12/26/2018	10-00-000-560200-0000	
	11/18 Employment Practice	907.82	12/26/2018	10-00-000-560600-0000	
	11/18 Pollution Liability	161.02	12/26/2018	10-00-000-560600-0000	
	Check Total:	45,982.80			
Vendor: 200177 228207	Performance Chemical & Supply, Inc. Recovery Hose	36.78	12/26/2018	20-30-100-530210-0000	Check Sequence: 30 ACH Enabled: False
	Check Total:	36.78			
Vendor: 174978	Jeannie Robinson Preschool Supplies	37.97	12/26/2018	20-24-000-535500-4610	Check Sequence: 31 ACH Enabled: False
	Check Total:	37.97			
Vendor: 178253	Debra Shakin Adventuretime Supplies	140.95	12/26/2018	20-24-000-535500-4643	Check Sequence: 32 ACH Enabled: False
	Check Total:	140.95			
Vendor: 178275	Shaw Media Print Advertising	1,497.00	12/26/2018	20-30-100-521650-0000	Check Sequence: 33 ACH Enabled: False
	Check Total:	1,497.00			
Vendor: 198934 Various	Diane Smith Fall Classes	700.00	12/26/2018	20-25-000-525500-5706	Check Sequence: 34 ACH Enabled: False
	Check Total:	700.00			
Vendor: 199654	Tiffany Stahr Preschool Supplies	303.32	12/26/2018	20-24-000-535500-4610	Check Sequence: 35 ACH Enabled: False
	Check Total:	303.32			
Vendor: 200442	Wendy Stoner Preschool Supplies	405.17	12/26/2018	20-24-000-535500-4610	Check Sequence: 36 ACH Enabled: False
	Check Total:	405.17			
Vendor: 182096 118427	Sunburst Sportswear Inc. Fleece Pullovers	640.00	12/26/2018	20-21-000-535500-1130	Check Sequence: 37 ACH Enabled: False

Invoice No	Description	Amount	Payment Date	Acct Number	Reference
	Check Total:	640.00			
Vendor: 183781 994442/3	Terrace Supply Company CO2	45.00	12/26/2018	Check Sequence: 38 20-30-500-530600-0000	ACH Enabled: False
	Check Total:	45.00			
Vendor: 198971	The Bookstore Books/Certificates	1,885.00	12/26/2018	Check Sequence: 39 20-26-000-535500-6835	ACH Enabled: False
	Check Total:	1,885.00			
Vendor: 185380	TYCO Integrated Security 1/1-3/31/19 Service	274.13	12/26/2018	Check Sequence: 40 20-30-100-570300-0000	ACH Enabled: False
	Check Total:	274.13			
Vendor: 188120 355336	Unique Products & Service Corporation Cleaning Supplies	354.72	12/26/2018	Check Sequence: 41 20-30-200-530310-0000	ACH Enabled: False
	Check Total:	354.72			
Vendor: 200423 2961	Village of Glen Ellyn-Special Road Salt	2,654.68	12/26/2018	Check Sequence: 42 10-10-000-530620-0000	ACH Enabled: False
	Check Total:	2,654.68			
Vendor: 200066	Walmart Community/SYNCB Adventuretime Supplies	120.19	12/26/2018	Check Sequence: 43 20-24-000-535500-4643	ACH Enabled: False
	Check Total:	120.19			
Vendor: 199264 4063890-0 4067342-1	Warehouse Direct Maintenance Supplies Blade Kit	108.96 82.00	12/26/2018 12/26/2018	Check Sequence: 44 20-30-100-530300-0000 20-30-100-530300-0000	ACH Enabled: False
	Check Total:	190.96			

Invoice No	Description	Amount	Payment Date	Acct Number	Reference
	Total for Check Run:	76,090.09			
	Total of Number of Checks:	44			

Accounts Payable

Computer Check Proof List by Vendor

User: cyocum
 Printed: 12/11/2018 - 4:42PM
 Batch: 00003.12.2018



Invoice No	Description	Amount	Payment Date	Acct Number	Reference
Vendor: 199108	AAP Financial Services Advance Auto Parts			Check Sequence: 1	ACH Enabled: False
	Fleet Repairs	138.72	12/11/2018	10-10-000-530340-0000	
	Equipment Repairs	785.40	12/11/2018	10-10-000-530210-0000	
	Check Total:	924.12			
Vendor: 199483	Amalgamated Bank of Chicago			Check Sequence: 2	ACH Enabled: False
1856313006	Paying Agent Fees-Series 2016	475.00	12/11/2018	45-00-000-580300-0000	
	Check Total:	475.00			
Vendor: 103977	Anderson Pest Control			Check Sequence: 3	ACH Enabled: False
5006615	12/18 Pest Control	32.67	12/11/2018	10-10-000-521600-0000	
5006615	12/18 Pest Control	26.08	12/11/2018	20-30-150-521600-0000	
5006615	12/18 Pest Control	75.01	12/11/2018	20-30-200-521600-0000	
5006615	12/18 Pest Control	27.74	12/11/2018	20-00-000-521600-0000	
5006615	12/18 Pest Control	59.36	12/11/2018	20-30-100-521600-0000	
5006615	12/18 Pest Control	109.18	12/11/2018	20-30-450-521600-0000	
5006615	12/18 Pest Control	38.81	12/11/2018	20-30-300-521600-0000	
5006615	12/18 Pest Control	34.82	12/11/2018	20-30-500-521600-0000	
5006615	12/18 Pest Control	15.36	12/11/2018	20-21-000-525500-1236	
	Check Total:	419.03			
Vendor: 200129	Areli Sportswear, LLC			Check Sequence: 4	ACH Enabled: False
2355	Uniforms	594.00	12/11/2018	20-21-000-535500-1171	
	Check Total:	594.00			
Vendor: 105167	Armbrust Plumbing and Heating			Check Sequence: 5	ACH Enabled: False
10445	Dance Room Pipe Repairs	2,460.00	12/11/2018	20-30-200-550300-0000	
	Check Total:	2,460.00			

Invoice No	Description	Amount	Payment Date	Acct Number	Reference
Vendor: 105807	AT&T			Check Sequence: 6	ACH Enabled: False
	11/16-12/15/18 Service	85.60	12/11/2018	20-30-350-570300-0000	
	11/21-12/20/18 Service	150.09	12/11/2018	20-30-150-570300-0000	
	11/21-12/20/18 Service	135.95	12/11/2018	20-00-000-570300-0000	
	Check Total:	371.64			
Vendor: 200494	Debby Cernich			Check Sequence: 7	ACH Enabled: False
	Cheer Music	100.00	12/11/2018	20-21-000-535500-1241	
	Check Total:	100.00			
Vendor: 169850	Constellation New Energy - Gas LLC			Check Sequence: 8	ACH Enabled: False
	10/18 Gas	789.32	12/11/2018	20-30-200-570200-0000	
	10/18 Gas	287.08	12/11/2018	10-00-000-570200-0000	
	10/18 Gas	98.52	12/11/2018	20-30-150-570200-0000	
	10/18 Gas	282.62	12/11/2018	20-30-500-570200-0000	
	10/18 Gas	670.92	12/11/2018	20-30-450-570200-0000	
	10/18 Gas	291.71	12/11/2018	20-30-300-570200-0000	
	10/18 Gas	488.27	12/11/2018	20-30-100-570200-0000	
	10/18 Gas	247.57	12/11/2018	20-30-350-570200-0000	
	Check Total:	3,156.01			
Vendor: 115438 68274	Cooling Equipment Service, Inc. Repair RTU #7	870.00	12/11/2018	Check Sequence: 9 20-30-450-521600-0000	ACH Enabled: False
	Check Total:	870.00			
Vendor: 199573	First Bankcard			Check Sequence: 10	ACH Enabled: False
Babicz	Adobe-Creative Cloud	28.15	12/11/2018	20-21-000-525500-1232	
Babicz	Adobe-Creative Cloud	28.15	12/11/2018	20-21-000-525500-1161	
Babicz	Uncommon USA-Flag/Parts	77.40	12/11/2018	20-21-000-535500-1232	
Babicz	Uncommon USA-Flag/Parts	91.73	12/11/2018	20-21-000-535500-1130	
Babicz	Uncommon USA-Custom Flag	500.00	12/11/2018	20-21-000-535500-1130	
Cinquegrani	WOW-Internet Service	99.11	12/11/2018	10-10-000-570300-0000	
Cinquegrani	WOW-Internet Service	96.95	12/11/2018	20-30-500-570300-0000	
Cinquegrani	GFOA-Conference	420.00	12/11/2018	10-00-000-585201-0000	
Cinquegrani	Amazon-I.T. Supplies	75.94	12/11/2018	10-00-000-540550-0000	
Cinquegrani	Amazon-I.T. Supplies	229.21	12/11/2018	10-00-000-540550-0000	
Cinquegrani	Comcast-Internet/Cable	475.77	12/11/2018	20-30-100-570300-0000	
Cinquegrani	Friends of the Forest-Membership	200.00	12/11/2018	10-10-000-585250-0000	
Defiglia	Walmart-Supplies	92.17	12/11/2018	20-30-200-530310-0000	
Defiglia	Little Caesars-Pizza Paddle Event	27.06	12/11/2018	20-30-350-541300-0000	

Invoice No	Description	Amount	Payment Date	Acct Number	Reference
Defiglia	IPRA-Risk Management	75.00	12/11/2018	20-00-000-585201-0000	
Defiglia	Direct TV-Cable	138.98	12/11/2018	20-30-350-521600-0000	
Esposito	GE Chamber-Luncheon	25.00	12/11/2018	20-00-000-585250-0000	
Esposito	Target-Gift Collection	58.36	12/11/2018	20-00-000-585250-0000	
Esposito	Dominoes-Pizza Paddle Program	48.25	12/11/2018	20-30-350-541300-0000	
Esposito	IAPD-Conference Registration	280.00	12/11/2018	20-00-000-585201-0000	
Harris	Steamboat BBQ-Business Meeting	11.63	12/11/2018	10-00-000-585250-0000	
Harris	Steamboat BBQ-Business Meeting	11.63	12/11/2018	20-00-000-585250-0000	
Hartnett	Youth Endro-Membership Fee	26.00	12/11/2018	20-21-000-525500-1222	
Hartnett	USA Filed Hockey-Membership Fee	88.00	12/11/2018	20-21-000-525500-1171	
Hartnett	Youth Enduro-Meet Fees	110.00	12/11/2018	20-21-000-525500-1222	
Hartnett	IPRA-Conference Registration	285.00	12/11/2018	20-00-000-585201-0000	
Hartnett	Courtyard-Meet Lodging	143.93	12/11/2018	20-21-000-525500-1222	
Hartnett	Longstreth-Field Hockey Balls	85.50	12/11/2018	20-21-000-535500-1171	
Marquez	Amazon-Dance Supplies	19.43	12/11/2018	20-23-000-535500-3510	
Marquez	Paramount-Senior Trip	186.50	12/11/2018	20-25-000-535500-5702	
Marquez	Corky's-Breakfast With Santa	2,098.10	12/11/2018	20-26-000-525500-6808	
Marquez	Party City-Dance Supplies	146.72	12/11/2018	20-26-000-535500-6816	
Marquez	Fun Express-Breakfast With Santa	125.57	12/11/2018	20-26-000-535500-6808	
Marquez	Danceteacher.com-Posters	35.00	12/11/2018	20-23-000-535500-3510	
Marquez	Walmart-Supplies	3.00	12/11/2018	20-25-000-535500-5728	
Marquez	Walmart-MasterMoms Supplies	44.56	12/11/2018	20-22-000-525500-2364	
Marquez	Hobby Lobby-Dance Supplies	2.98	12/11/2018	20-26-000-535500-6816	
Marquez	Party City-Dance Supplies	62.33	12/11/2018	20-26-000-535500-6816	
Marquez	Boston Market-Senior Luncheon	195.68	12/11/2018	20-25-000-535500-5728	
Marquez	IPRA-CPRP Renewal	60.00	12/11/2018	20-00-000-585250-0000	
Marquez	Scholastic-Break	180.00	12/11/2018	20-26-000-535500-6808	
Marquez	Walmart-Bingo Snack	7.96	12/11/2018	20-25-000-535500-5728	
Marquez	Etsy.com-Breakfast With Santa	4.99	12/11/2018	20-26-000-535500-6808	
Marquez	Walmart-Gingerbread Classes	105.63	12/11/2018	20-24-000-535500-4684	
Marquez	Ikea-Gingerbread Classes	150.72	12/11/2018	20-24-000-535500-4684	
Marquez	Ikea-Senior Luncheon	11.96	12/11/2018	20-00-000-585175-0000	
Marquez	Ikea-Marketing Supplies	19.98	12/11/2018	20-00-000-521650-0000	
Miller	Parking Meter-Vendor Visit	3.86	12/11/2018	20-30-100-530100-0000	
Miller	Dick's-January Promo	225.00	12/11/2018	20-30-100-521650-0000	
Miller	SCW Fintess-Certification Fees	55.00	12/11/2018	20-30-100-585202-0000	
Norman	Dupage County-Permit Fees	150.00	12/11/2018	94-90-915-575110-0000	
Norman	Rural King-Uniforms	221.14	12/11/2018	10-10-000-530250-0000	
Norman	Rural King-Sprayers/Drill	374.17	12/11/2018	10-10-000-575300-0000	
Okray	Adobe-Stock Photography	22.26	12/11/2018	20-00-000-521650-0000	
Okray	Adobe-Stock Photography	33.00	12/11/2018	20-30-100-521650-0000	
Okray	Jordan Tomasek-Logo Design	175.00	12/11/2018	20-00-000-585175-0000	
Okray	UPrinting-Rack Cards	244.87	12/11/2018	20-00-000-521650-0000	

Invoice No	Description	Amount	Payment Date	Acct Number	Reference
Okray	Adobe-Creative Cloud	79.98	12/11/2018	20-00-000-521650-0000	
Okray	Maqilchimp-Email Marketing	33.75	12/11/2018	20-00-000-521650-0000	
Okray	IStockPhoto-Stock Photography	35.17	12/11/2018	20-00-000-521650-0000	
Okray	Sprout Social-Social Media	53.00	12/11/2018	20-00-000-521650-0000	
Okray	Facebook-Social Media	90.00	12/11/2018	20-00-000-521650-0000	
Okray	UPrinting-Rack Cards	186.20	12/11/2018	20-00-000-521650-0000	
Okray	Mailchimp-Marketing Email	30.00	12/11/2018	20-30-100-521650-0000	
Okray	Accurate Repro-Print Materials	256.50	12/11/2018	20-30-100-521650-0000	
Okray	IStockPhoto-Stock Photography	15.00	12/11/2018	20-30-100-521650-0000	
Okray	Accurate Repro-Print Materials	34.00	12/11/2018	20-30-100-521650-0000	
Okray	N2 Publishing-Print Advertising	250.00	12/11/2018	20-30-100-521650-0000	
Okray	Downtown Alliance of GE-Membership	250.00	12/11/2018	20-30-100-521650-0000	
Okray	Facebook-Social Media	120.32	12/11/2018	20-30-100-521650-0000	
Okray	Amazon-Supplies	18.58	12/11/2018	20-00-000-585175-0000	
Robinson	Amazon-Preschool Supplies	427.10	12/11/2018	20-24-000-535500-4610	
Robinson	Amazon-Sign Holders	39.98	12/11/2018	20-00-000-530100-0000	
Robinson	Blick Arts-Paint	68.03	12/11/2018	20-22-000-535500-2311	
Robinson	Amazon-Polar Express Supplies	158.70	12/11/2018	20-26-000-535500-6835	
Robinson	PDRMA-Risk Management	75.00	12/11/2018	20-00-000-585202-0000	
Robinson	Fun Express-Crafts/Supplies	122.45	12/11/2018	20-24-000-535500-4610	
Robinson	Scholastic-Supplies	227.70	12/11/2018	20-24-000-535500-4610	
Robinson	Lamination Depot-Supplies	250.30	12/11/2018	20-24-000-535500-4610	
Robinson	Amazon-Winter Gym Jam	890.73	12/11/2018	20-26-000-535500-6801	
Robinson	Amazon-Winter Gym Jam	144.54	12/11/2018	20-26-000-535500-6801	
Robinson	Fun Express-Event Supplies	472.57	12/11/2018	20-26-000-535500-6835	
Robinson	Fun Express-Event Supplies	242.25	12/11/2018	20-26-000-535500-6830	
Robinson	Fun Express-Event Supplies	94.68	12/11/2018	20-26-000-535500-6801	
Robinson	Dollar Tree-Event Supplies	180.00	12/11/2018	20-26-000-535500-6830	
Robinson	Dollar Tree- Supplies	76.59	12/11/2018	20-24-000-535500-4643	
Robinson	Scholastic- Supplies	36.06	12/11/2018	20-24-000-535500-4610	
Robinson	Fun Express- Supplies	62.85	12/11/2018	20-24-000-535500-4610	
Robinson	Fed Ex-Program Supplies	7.65	12/11/2018	20-26-000-535500-6835	
Shingler	Pace-Mini Mod	99.24	12/11/2018	20-30-100-530102-0000	
Shingler	Amazon-Headset	59.90	12/11/2018	20-30-100-530102-0000	
Shingler	Dollar Tree-Open House	15.00	12/11/2018	20-30-100-521650-0000	
Shingler	Les Mills-BodyPump	203.00	12/11/2018	20-30-100-521650-0000	
Shingler	Auto Ice-Concessions	85.00	12/11/2018	20-30-500-530095-0000	
Shingler	Amazon-Wireless Pack Headset	199.00	12/11/2018	20-30-100-530102-0000	
Shingler	Amazon-Prime	12.99	12/11/2018	20-30-100-535500-0000	
Shingler	Amazon-Eyewash	78.00	12/11/2018	20-30-100-530320-0000	
Shingler	Walmart-Member Appreciation	15.92	12/11/2018	20-30-100-521650-0000	
Shingler	Amazon-Childcare Supplies	25.56	12/11/2018	20-30-100-530260-0000	
Shingler	Amazon-Office Supplies	85.55	12/11/2018	20-30-100-530100-0000	

Invoice No	Description	Amount	Payment Date	Acct Number	Reference
Shingler	PDRMA-HELP Seminar	150.00	12/11/2018	20-00-000-585202-0000	
Shingler	Amazon-T-Bar	50.25	12/11/2018	20-30-100-530102-0000	
Shingler	Amazon-T-Childcare Supplies	105.99	12/11/2018	20-30-100-530260-0000	
Thomas	Amazon-Prime Membership	119.00	12/11/2018	20-21-000-535500-1120	
	Check Total:	15,128.41			
Vendor: 200113	Groot, Inc.			Check Sequence: 11	ACH Enabled: False
	12/18 Scavenger Services	1,256.45	12/11/2018	10-00-000-521300-0000	
	12/18 Scavenger Services	87.20	12/11/2018	20-30-200-521300-0000	
	12/18 Scavenger Services	106.20	12/11/2018	20-30-450-521300-0000	
	12/18 Scavenger Services	235.16	12/11/2018	20-30-300-521300-0000	
	12/18 Scavenger Services	908.54	12/11/2018	10-00-000-521300-0000	
	12/18 Scavenger Services	406.85	12/11/2018	20-30-500-521300-0000	
	12/18 Scavenger Services	210.99	12/11/2018	20-30-100-521300-0000	
	12/18 Scavenger Services	224.45	12/11/2018	20-30-150-521300-0000	
	Check Total:	3,435.84			
Vendor: 151470	Landscape Material			Check Sequence: 12	ACH Enabled: False
31474	Dirt/Seed	890.00	12/11/2018	10-10-000-550400-0000	
	Check Total:	890.00			
Vendor: 152045	Len's Ace Hardware			Check Sequence: 13	ACH Enabled: False
	Timer/Cam Locks	36.85	12/11/2018	10-10-000-530300-0000	
	Shelf Lights	17.99	12/11/2018	20-30-450-530600-0000	
	Shelf Lights	15.29	12/11/2018	20-30-450-530600-0000	
	Equipment Repairs	55.71	12/11/2018	20-30-350-530210-0000	
	Building Repairs	47.82	12/11/2018	20-30-450-541300-0000	
	Bolts	22.97	12/11/2018	10-10-000-530300-0000	
	Equipment Repairs	22.30	12/11/2018	20-30-350-530210-0000	
	Bolts/Screws	30.03	12/11/2018	10-10-000-530300-0000	
	Flanges/Couplers/Elbows	81.13	12/11/2018	10-10-000-550300-0000	
	Nuts/Bolts	22.97	12/11/2018	10-10-000-530300-0000	
	Check Total:	353.06			
Vendor: 200500	Master Athletics			Check Sequence: 14	ACH Enabled: False
G-1425/1372	Balls/Paddles	1,992.09	12/11/2018	20-30-350-541300-0000	
	Check Total:	1,992.09			
Vendor: 161205	Nicor Gas			Check Sequence: 15	ACH Enabled: False

Invoice No	Description	Amount	Payment Date	Acct Number	Reference
	11/7-12/6/18 Gas	254.03	12/11/2018	10-00-000-570200-0000	
	Check Total:	254.03			
Vendor: 162999 6062	Official Finders Volleyball Officials	140.00	12/11/2018	Check Sequence: 16 20-21-000-525500-1230	ACH Enabled: False
	Check Total:	140.00			
Vendor: 199113 18	Peoria Design Web Online Reservation System	360.00	12/11/2018	Check Sequence: 17 20-30-350-521600-0000	ACH Enabled: False
	Check Total:	360.00			
Vendor: 199121 3102658692 3102658692	Pitney Bowes Global 9/30/18-12/29/18 Lease 9/30/18-12/29/18 Lease	183.01 183.02	12/11/2018 12/11/2018	Check Sequence: 18 10-00-000-521400-0000 20-00-000-521400-0000	ACH Enabled: False
	Check Total:	366.03			
Vendor: 175540 20180839	Roselynn Fashions, LTD Equipment Bags	236.75	12/11/2018	Check Sequence: 19 20-21-000-535500-1141	ACH Enabled: False
	Check Total:	236.75			
Vendor: 200491 2017-495 2017-495	Safe Haven IT, Inc. IT Maintenance 12/18 IT Maintenance 12/18	1,800.00 1,800.00	12/11/2018 12/11/2018	Check Sequence: 20 10-00-000-521400-0000 20-00-000-521400-0000	ACH Enabled: False
	Check Total:	3,600.00			
Vendor: 178050 212607	Selsor's Pumping Service Inc. Clean Storm Sewer	650.00	12/11/2018	Check Sequence: 21 10-10-000-550700-0000	ACH Enabled: False
	Check Total:	650.00			
Vendor: 178125 7631943/44	Service Sanitations Port O Let Fees	160.00	12/11/2018	Check Sequence: 22 10-10-000-521600-0000	ACH Enabled: False
	Check Total:	160.00			
Vendor: 200499	St. Francis High School Basketball Evaluations	500.00	12/11/2018	Check Sequence: 23 20-21-000-525500-1141	ACH Enabled: False
	Check Total:	500.00			

Invoice No	Description	Amount	Payment Date	Acct Number	Reference
Vendor: 199963 4636	Sticky Fingers Cooking Fall Classes	2,300.00	12/11/2018	Check Sequence: 24 20-22-000-525500-2314	ACH Enabled: False
	Check Total:	2,300.00			
Vendor: 183005 201833018	T-Rexplorers LLC Fall Classes	175.00	12/11/2018	Check Sequence: 25 20-22-000-525500-2311	ACH Enabled: False
	Check Total:	175.00			
Vendor: 200495	Village of Glen Ellyn-Fuel 12/18 Fuel	2,134.06	12/11/2018	Check Sequence: 26 10-10-000-530500-0000	ACH Enabled: False
	Check Total:	2,134.06			
Vendor: 190330	Village of Glen Ellyn-Water			Check Sequence: 27	ACH Enabled: False
	10/1-11/5/18 Water	191.21	12/11/2018	20-30-200-570400-0000	
	10/1-11/5/18 Water	66.31	12/11/2018	20-00-000-570400-0000	
	10/1-11/5/18 Water	44.16	12/11/2018	20-00-000-570400-0000	
	10/1-11/5/18 Water	97.11	12/11/2018	10-00-000-570400-0000	
	10/1-11/5/18 Water	114.22	12/11/2018	20-30-150-570400-0000	
	10/1-11/5/18 Water	836.94	12/11/2018	20-30-500-570400-0000	
	2018 Sewer Adjustment	-1,004.79	12/11/2018	20-30-500-570400-0000	
	10/1-11/5/18 Water	226.69	12/11/2018	20-30-350-570400-0000	
	10/1-11/5/18 Water	208.32	12/11/2018	20-30-450-570400-0000	
	10/1-11/5/18 Water	817.44	12/11/2018	20-30-100-570400-0000	
	10/1-11/5/18 Water	48.30	12/11/2018	20-00-000-570400-0000	
	10/1-11/5/18 Water	19,854.60	12/11/2018	20-00-000-570400-0000	
	Check Total:	21,500.51			
Vendor: 199422	Village Theatre Guild Print Advertising	175.00	12/11/2018	Check Sequence: 28 20-00-000-521650-0000	ACH Enabled: False
	Check Total:	175.00			
	Total for Check Run:	63,720.58			
	Total of Number of Checks:	28			

**Glen Ellyn Park District
Board of Commissioners
Regular Meeting
December 4, 2018
185 Spring Avenue**

I. Call to Order

President Weber called the meeting to order at 7:04 p.m.

II. Roll Call of Commissioners

Upon roll call, those answering present were Commissioners Nephew, Durham, Ward, Wilson, Stortz and President Weber. Commissioner Cornell was absent.

Staff members present were Executive Director Harris, Superintendent of Recreation Esposito, Superintendent of Finance & Personnel Cinquegrani, Executive Assistant Dikker and Marketing & Communications Supervisor O’Kray.

III. Pledge of Allegiance

President Weber led the Pledge of Allegiance

IV. Changes to the Agenda

None.

V. Public Participation

None.

VI. Consent Agenda

Commissioner Durham moved, seconded by Commissioner Ward, to approve the Consent Agenda including the Voucher List of Bills totaling \$396,589.96 and the November 13, 2018 Regular Meeting minutes.

Roll Call: Aye: Commissioners Durham, Ward, Nephew, Wilson, Stortz and President Weber

Nay: None

Motion Carried.

VII. Public Hearing for the 2019 Budget and Appropriation Ordinance

President Weber addressed the public hearing for the 2019 budget and appropriation ordinance. Commissioner Ward opened the public hearing, seconded by Commissioner Stortz. There being no comments from the public, Commissioner Ward moved, seconded by Commissioner Stortz, to close the public hearing for the 2019 budget and appropriation ordinance.

Roll Call: Aye: Commissioners Ward, Stortz, Nephew, Durham, Wilson and President Weber
Nay: None

Motion Carried.

VIII. Unfinished Business

A. Approval of the 2019 Budget & Appropriation Ordinance

Superintendent of Finance & Personnel Cinquegrani presented the revised version of the 2019 Combined Budget & Appropriation ordinance that was previously presented and discussed at the November 13, Regular Meeting. The Board had a brief discussion then Commissioner Durham moved, seconded by Commissioner Stortz, to approve Ordinance 18-04 “A combined annual budget and appropriation ordinance for the purposes of the Glen Ellyn Park District for the year beginning January 1, 2019 and ending December 31, 2019.”

Roll Call: Aye: Commissioners Durham, Stortz, Nephew, Ward, Wilson, and President Weber
Nay: None

Motion Carried.

B. Payout Request #2 – Chicagoland Paving

Commissioner Nephew moved, seconded by Commissioner Stortz to approve Payout request #2 from Chicagoland Paving Contractors, Inc. in the amount of \$161,097.00 for the Ackerman & Churchill Park Parking Lot & Maintenance Drive Improvements project.

Roll Call: Aye: Commissioners Nephew, Stortz, Durham, Ward, Wilson, and President Weber
Nay: None

Motion Carried.

IX. New Business

A. Land Purchase

Executive Director Harris stated that in the spring of 2018, the B.R. Ryall YMCA approached the Glen Ellyn Park District regarding the possibility of purchasing or trading of Y property in close proximity to Manor Park. Since that time the Park Board has met on several occasions within executive session as well as three (3) occasions in person with YMCA representatives. After the ongoing discussions and meetings, a consensus of the Park Board agreed in principle to purchase four (4) parcels of property in the amount of \$475,000 contingent upon the Village of Glen Ellyn vacating Hillcrest Avenue cul de sac that currently divides Manor Park. The purchase is also contingent on the property being void of any environmental issues and passing a “Phase I” study. A discussion ensued regarding the parcels of land, the timeline of the transaction and the use of the land once acquired. President Weber stated that he would be voting no on this agenda item. He stated that while he appreciates the intention of the Park District to add greenspace to a community where available land is not readily available, he believes it is expensive. The Park District is fortunate to be able to afford such, and he is unsure if it is the best use of Park District

funds. The five (5) other Board members expressed their support of the purchase and that it is an opportunity to preserve open space and improve an existing asset. Commissioner Nephew moved, seconded by Commissioner Wilson to approve the Real Estate Purchase Agreement with the YMCA in the form and on the terms as presented.

*Roll Call: Aye: Commissioners Nephew, Wilson, Durham, Ward, and Stortz
Nay: President Weber*

Motion Carried.

B. Executive Director Agreement

President Weber stated that in anticipation of Executive Director Harris' contract expiration on December 31, 2018, the Park Board met on several occasions to discuss renewal and extension of the agreement. Weber exclaimed that the Park Board has been happy with the level of services and leadership that Director Harris has been providing and also with the agreement that has been in place. President Weber discussed the agreement that was presented and accepted by Executive Director Harris and was pleased along with his fellow Commissioners to continue with Director Harris' leadership of the District for an additional three (3) years. Commissioner Stortz then motioned, seconded by Commissioner Nephew, to approve the resolution and contract as presented between Dave Harris and the Glen Ellyn Park District.

*Roll Call: Aye: Commissioners Stortz, Nephew, Durham, Ward, Wilson and President Weber
Nay: None*

Motion Carried

X. Staff Reports

Director Harris stated that the District is entering the Holiday Celebration programs and activities with Santa Visits, Breakfast with Santa, Polar Express and Candy Cane Hunts. Harris also said on Sunday, December 16th, Ackerman Sports and Fitness Center and the Grasshoppers gymnastics' program will be hosting a large tumbling meet with over 250 participants. Finally, ASFC hosted this past Saturday "Shop with a Cop", a collaborative event with Glen Ellyn and county law enforcement. Police officers' partner with DuPage County underprivileged youth at a pre-event at ASFC including breakfast, climbing wall, turf field and the gym; meet Santa Claus and then individually escorted to Meijer's to shop for gifts.

XI. Commissioners' Reports

Commissioner Durham enjoyed the Turkey Trot this year and Commissioner Stortz enjoyed witnessing the large number of people attending the Turkey Trot. He also appreciated the new basketball hoops that were well utilized during basketball evaluations. Stortz was also pleased to see all of the sleds at Newton after the recent snowstorm. Commissioner Ward commented on the fun his kids had sledding at Newton as well. President Weber thanked Superintendent Cinquegrani for his efforts on the 2019 budget. Weber also complimented the Turkey Trot and the success of its efforts in gathering canned goods for the Glen Ellyn Food Pantry.

XII. Adjourn

There being no further business, Commissioner Stortz moved, seconded by Commissioner Durham to adjourn the Regular Meeting at 7:50 p.m.

Roll Call: Aye: Commissioners Stortz, Durham, Nephew, Ward, Wilson and President Weber

Nay: None

Motion Carried.

Respectfully submitted,

Kimberly Dikker
Board Secretary



MEMO

January 15, 2019

TO: Park District Board of Commissioners
FROM: Dave Harris, Executive Director
RE: Western DuPage Special Recreation Association (W.D.S.R.A.)

W.D.S.R.A. is a recreation agency serving those with special needs. The organization serves more than 4,500 individual children and adults with special needs in over 1500 recreation programs, trips, and special events annually. Additionally W.D.S.R.A. reaches in excess of 15,000 people through services, events and community awareness. The nationally acclaimed organization is a cooperative extension of the Bloomingdale, Carol Stream, Naperville, Roselle, Warrenville, West Chicago, Wheaton, Winfield and Glen Ellyn Park Districts. Their mission is “the development of individuals through recreation”. Many Glen Ellyn residents take part in W.D.S.R.A.’s offerings with several of their programs taking place in the District including the “Rec and Roll” program, wheel chair basketball, and drop in center and group exercise programs. Additionally, W.D.S.R.A. provides support and assistance to people with special needs who participate in local park district programs. The inclusion services allow participation in nearly all park district programs and are at no cost to the individual.

W.D.S.R.A. Executive Director, Sandy Gbur, will present an overview and update regarding the organization. Following her presentation, Director Gbur will be available for questions and comments.



MEMO

January 10, 2019

TO: Park District Board of Commissioners
FROM: Nicholas Cinquegrani, Superintendent of Finance & Personnel
CC: Dave Harris, Executive Director
RE: IMET Tolling Agreement

In October 2014, the Illinois Metropolitan Investment Fund (IMET) informed participants of defaults on certain investments within the IMET Convenience Fund (CF). In all, 434 CF accounts from 292 member participants were affected by potentially fraudulent activities by First Farmers Financial, LLC (FFF) totaling \$50,442,142.78. The Glen Ellyn Park District's pro-rated interest amounted to \$288,925.27. In early 2015, on behalf of several member participants, a Tolling Agreement was negotiated between attorneys representing participants and IMET. The primary purpose of the agreement was to preserve all potential claims that may be available to all parties, notwithstanding the passage of time, including applicable statutes of limitation. Counsel's recommendation was that continuing negotiation and cooperation amongst all parties would be more productive than initiating litigation. Thus, on February 17, 2015 the Glen Ellyn Park District board approved a tolling agreement extending the timeline to file a claim to June 30, 2016. Further, on June 7, 2016 the Park District approved an extension to the initial agreement until January 2017 and subsequently additional extensions to January 31, 2018 and January 31, 2019. Copies of the initial agreement and extensions are included.

To date, the Glen Ellyn Park District has recovered \$40,148.16, or approximately 14% of the total amount lost. While additional significant dollars have been recovered, they have yet to be disbursed. Due to a degree of uncertainty relating to the timing and value of those distributions, park district legal counsel recommends extending the tolling agreement with IMET an additional year to January 31, 2020 at which time all parties should have more information on additional disbursements of assets.

Motion

Motion to approve the extension to the tolling agreement between the Illinois Metropolitan Investment Fund and the Glen Ellyn Park District.

EXTENSION TO TOLLING AGREEMENT

This Extension to Tolling Agreement is made and entered into as of January 31, 2019, by and between Illinois Metropolitan Investment Fund (“IMET”), on the one hand, and the Glen Ellyn Park District on the other hand (collectively “the Parties”).

The Parties agree that Paragraph 7 of the tolling agreement by and between the Parties dated March 13, 2015 (the “Tolling Agreement”) shall be amended to read as follows: “If not terminated earlier as provided in the 30 Day Notice provision of Paragraph 6, the Tolling Agreement shall terminate on January 31, 2020.”

All of the other provisions of the Tolling Agreement remain unchanged.

Illinois Metropolitan Investment Fund

By: Randall M. Lending
One of its Attorneys

Dated: _____

Glen Ellyn Park District

By:

Dated: _____

TOLLING AGREEMENT

This Agreement ("Agreement") is made and entered into as of February 17, 2015, by and between Illinois Metropolitan Investment Fund ("IMET"), on the one hand, and Glen Ellyn Park District ("Participant") on the other hand.

Participant believes they may have certain claims (the "Claims") against IMET relating to IMET's Convenience Fund's investments from May 16, 2013 through August 28, 2014 through Pennant Management, Inc. in a certain repurchase agreement where First Farmers Financial, LLC ("First Farmers") was the seller and which investments were purportedly collateralized by loans guaranteed by the United States Department of Agriculture ("USDA"), and IMET believes is has certain defenses (the "Defenses") to such Claims. However, neither Participant nor IMET wish to assert the Claims or Defenses at this time, and to defer, on the terms set forth herein, the consideration or pursuit of the Claims and Defenses *inter se*. Therefore, in consideration of the mutual promises stated in this Agreement, Participant and IMET (collectively, the "Parties" and individually a "Party") agree as follows:

1. Unless and until this Tolling Agreement is terminated or otherwise terminates pursuant to its terms, none of the Parties shall assert any of the Claims or Defenses against the other.

2. The period between the date of this Agreement and the Termination Date, as defined below in paragraph (6), shall not be included in determining the applicability of any statute of limitations, statute of repose, laches defense, rescission right, or any other right or defense based on the passage of time in any action or proceeding, or demand (whether pursuant to a filed complaint or otherwise) brought by or on behalf of Participant against IMET seeking relief based on the Claims and Defenses.

3. Nothing in this Agreement shall be deemed to revive any of the Claims and Defenses that are or were already barred on the date of this Agreement. Nothing in this Agreement, or in the circumstances which gave rise to this Agreement, shall be construed as an acknowledgment by any Party that any of the Claims and Defenses has or has not been barred, or is about to be barred, by the statute of limitations, laches or other defense based on the lapse of time.

4. Except as expressly provided herein, nothing contained herein shall constitute a waiver of any Claims, demands, causes of action, positions, rights, remedies and/or Defenses, in law and in equity, of any of the Parties. The sole purpose of this Agreement is to implement the tolling described in Paragraph 2 above. Further, nothing in this Agreement will be deemed to (a) create an affirmative obligation on behalf of any Party to take any action to recover any proceeds of the fraud or (b) preclude any Party from seeking, obtaining, or reviewing any other document or communication that it has a right to seek, obtain, or review.

5. This Agreement shall not operate as an admission of liability by any Party and IMET specifically denies that it engaged in any wrongdoing or is subject to any liability. Neither this Agreement, nor any action taken pursuant to this Agreement, shall be offered or received in evidence in any action or proceeding as an admission of liability or wrongdoing by any Party.

6. Any Party may terminate this Agreement on thirty (30) days written notice (the "30 Day Notice"), and may otherwise provide any notices required or elected hereunder, by causing such notice to be sent by messenger, fax or PDF e-mail to the Parties' at the following addresses:

To IMET Parties: Randall M. Lending
 Vedder Price P.C.
 222 N. LaSalle Street, Suite 2600
 Chicago, IL 60601
 (312) 609-7564 (tel)
 (312) 609-5005 (fax)
 rlending@vedderprice.com

To Participant: Glen Ellyn Park District
 185 Spring Avenue
 Glen Ellyn, IL 60137
 Attn: Dave Harris
 dharris@geparks.org

Any Party may change the address at which it should be given notice by giving written notice of such change of address to the other Party.

7. Notwithstanding the 30 Day Notice provision, the Parties agree that this Agreement shall not be terminated before June 30, 2015. If not earlier terminated as set forth herein, this Agreement shall terminate on June 30, 2016.

8. This Agreement comprises the entire agreement of the Parties with respect to the tolling of any and all time-related defenses or claims and it supersedes any prior agreements or understanding by or between the Parties concerning those matters. There are no agreements, covenants, conditions, or limitations of this Agreement that are not expressly stated herein. This Agreement may be modified, amended, or supplemented only by a written instrument signed by all of the Parties.

9. Each undersigned Party represents, warrants, and states that all legal action necessary for the effectuation and execution of this Agreement has been validly taken and that the individuals whose signatures appear below on behalf of each party are duly authorized to execute this Agreement on behalf of their respective Parties.

10. The Parties hereto agree that the mutual promises contained herein constitute good and valuable consideration, receipt of which is acknowledged.

11. This Agreement shall be interpreted in accordance with the substantive law of the State of Illinois, without application of choice of law rules. This paragraph shall apply only to disputes arising out of this Tolling Agreement and shall not be construed to modify any choice of law provision or analysis otherwise applicable in any other dispute between the parties to this

Tolling Agreement, and each party reserves the right to assert that other state or federal law may apply to such other potential disputes.


12. This Agreement shall take effect as to each Party upon a Party's respective signature to this Agreement as reflected below.

13. This Agreement may be executed in counterparts, each of which shall be considered an original and together shall be one and the same Agreement.

14. Except as may be required by law, the Parties agree to keep this Agreement confidential and to not to disclose the existence of this Agreement to any third person or make any public comment about the existence of this Agreement. Nothing herein shall preclude the Trustees or staffs of the Parties from discussing and/or approving this Agreement at public meetings or in executive sessions or otherwise in furtherance of their duties. Nothing herein shall preclude IMET from disclosing this tolling agreement to its insurance carrier(s), its accountants or as otherwise may be required by law.

**[REMAINDER OF PAGE INTENTIONALLY LEFT BLANK –
SIGNATURE PAGE FOLLOWS]**


Illinois Metropolitan Investment Fund


By: Randall M. Lending
One of its Attorneys

Dated: February 24, 2015

Participant

Glen Ellyn Park District


By: Dave Harris

Dated: 2-17-, 2015

EXTENSION TO TOLLING AGREEMENT

This Extension to Tolling Agreement is made and entered into as of June 30, 2016, by and between Illinois Metropolitan Investment Fund ("IMET"), on the one hand, and Glen Ellyn Park District on the other hand (collectively "the Parties").

The Parties agree that Paragraph 7 of the tolling agreement by and between the Parties dated February 17, 2015 (the "Tolling Agreement") shall be amended to read as follows: "If not terminated earlier as provided in the 30 Day Notice provision of Paragraph 6, the Tolling Agreement shall terminate on January 31, 2017."


All of the other provisions of the Tolling Agreement remain unchanged.

Illinois Metropolitan Investment Fund


By: Randall M. Lending
One of its Attorneys

Dated: 6-21-16

Glen Ellyn Park District


By: Dave Harris

Dated: 6-7-16

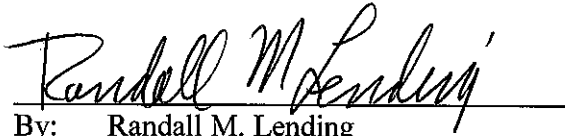
EXTENSION TO TOLLING AGREEMENT

This Extension to Tolling Agreement is made and entered into as of January 31, 2017, by and between Illinois Metropolitan Investment Fund ("IMET"), on the one hand, and Glen Ellyn Park District on the other hand (collectively "the Parties").

The Parties agree that Paragraph 7 of the tolling agreement by and between the Parties dated February 17, 2015 (the "Tolling Agreement") shall be amended to read as follows: "If not terminated earlier as provided in the 30 Day Notice provision of Paragraph 6, the Tolling Agreement shall terminate on January 31, 2018."

All of the other provisions of the Tolling Agreement remain unchanged.


Illinois Metropolitan Investment Fund



By: Randall M. Lending
One of its Attorneys

Dated: 1-17-17

Glen Ellyn Park District



By: Dave Harris

Dated: 1-10-2017

EXTENSION TO TOLLING AGREEMENT

This Extension to Tolling Agreement is made and entered into as of January 31, 2018, by and between Illinois Metropolitan Investment Fund ("IMET"), on the one hand, and the Glen Ellyn Park District on the other hand (collectively "the Parties").

The Parties agree that Paragraph 7 of the tolling agreement by and between the Parties dated March 13, 2015 (the "Tolling Agreement") shall be amended to read as follows: "If not terminated earlier as provided in the 30 Day Notice provision of Paragraph 6, the Tolling Agreement shall terminate on January 31, 2019."

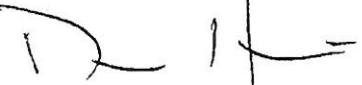
All of the other provisions of the Tolling Agreement remain unchanged.

Illinois Metropolitan Investment Fund


By: Randall M. Lending
One of its Attorneys

Dated: 1/17/18

Glen Ellyn Park District


By:

Dated: 1-17-18



MEMO

January 10, 2019

TO: Park District Board of Commissioners
FROM: Dave Harris, Executive Director
CC: Dan Hopkins, Superintendent of Parks and Planning
RE: Ackerman Park Improvement Project Bid

In 2018, the Glen Ellyn Park District began the process to improve Ackerman Park with the goal of construction initiating in mid-summer 2019. To achieve that timeline while maximizing costs saving through a strategically scheduled bid process, the District undertook several preliminary steps. Kimley-Horn, a landscape architectural firm and Wight Construction were retained. The consultants provided the expertise, experience and leadership to refine, specify and develop the scope of the project followed by preparation of the necessary documents for bidding and implementation. A planning committee was also created, comprised of stakeholders, Board members and staff. Their primary task was to determine priorities of Phase IV as the master plan as a whole, exceeds the amount of allocated/assigned funds in 2019 so it is necessary to prioritize elements that can be included in the 2019/2020 (Phase IV).

As a reminder, the Glen Ellyn Park District recognized in 2013 that Ackerman Park, while a tremendous resource for open space and athletics, needed improvements and renovation. Over the past 30+ years, the District has performed “band-aid” improvements to the property without an overall goal or long-term plan. While functional, the property has not been improved and remains in almost the same condition that it was in the 1980’s. Although not having available funds at the time to perform any significant changes, the Park District determined that it was in the best interest to develop an overall master plan for the property and hopefully in due time, generate future financial resources that could fund some or all of the recommendations. The District solicited proposals from qualified architects for professional services to assist in the master planning of Ackerman Park. The expectations included layout design, renovating and improving the active athletic fields, irrigation system, lighting, and trails along with the passive and natural areas.

The outcome of the masterplan process was the development of a working document which provides a template identifying the most efficient usage and layout of athletic fields, offering immediate improvements, while providing a long-term conceptual vision. The master plan provides a functional and practical plan enabling the District to implement some recommendations almost immediately while also developing a vision of how the property can be improved in future years. In fact, several recommendations have already been implemented including the removal of two softball fields creating additional green space, the replacement and realignment of the athletic lighting for the lower open grass area and connection to the Great Western Trail.

The planning committee met on several occasions and identified their recommended priorities for Phase IV. Those recommendations were presented to the Park Board and approved by the majority of Commissioners. The plan, process and recommendations were then presented at a public meeting which received favorable support as well. Below are the priorities that have been recommended and supported.

- A. Improve softball “Hub” including backstops, fencing, hardscape, dugouts, spectator areas, shade structures, water accessibility, drainage and storm water management
- B. A new restroom, storage and shelter structure within “Hub” center (adjusted to plumbing upgrades, roof and façade improvements)
- C. Replace softball field #5 & #6 backstops and fencing (deferred)
- D. Oversize synthetic turf field (130 x 85) strategically placed under existing athletic lights. This size would allow a full-size soccer field (120 x 70) length ways or two mid-size fields (80 x 55) width ways or three small fields (60 x 40) width ways. Additionally, field could be used by a variety of other sports including field hockey, lacrosse, rugby, football and even softball and baseball training
- E. Improve grading, drainage, grass and irrigate natural grass area surrounding synthetic turf field. Those natural grass areas would provide grass fields for soccer (80 x 55 and 60 x 40) along with open space that would serve as out fields for fields #5 & #6 and/or soccer fields
- F. Install a walking/running path within lower Ackerman providing a recreational trail and improving connectivity. It would be designed to eventually connect to upper Ackerman. (Dependent on outcome of OSLAD grant application)
- F. Maintain soccer/playground restroom/storage facility and just paint and install new roof
- G. Include Best Management Practices (BMP) within lower Ackerman including bioswales, permeable pavement within public areas, and tree additions

Based on the priorities supported by the planning committee, Park Board and the community, Wight Construction and Kimely-Horn divided the total scope of work into five (5) project bid packages. In anticipation and balanced with other District’s capital needs, \$2,380,000 has been allocated and approved within the Capital Budget to cover estimated costs in 2019. Furthermore, the 2020 Capital Budget is proposed to include \$1,020,000 to support the remaining construction activities and professional services associated with project development.

On December 10, 2018 and January 8, 2019 (irrigation), the bid packages were submitted and publicly opened. 31 contractors submitted bids for the five (5) packages. See the attached recommendation letter from Wight Construction, Inc. dated January 9, 2019 featuring the bid results. The total cost of the recommended elements is \$3,495,081 which includes construction activities (\$2,951,735), professional services and permit fees (\$398,346) and allowance (\$145,000). Including contingency, the bids per the recommendation, is less than 3% over budget. Staff and the consulting team are confident the project was bid competitively and favorably, the timing of the bid process was financially effective, and the project efficiently and practically designed. The recommendation with reduced scope remains very favorable enabling the park to improve significantly while addressing most of the identified priorities.

Also attached is the project budget based on the recommendation including item purchased through cooperative purchasing program and deferred elements subject to grant outcome and available funds. Finally, information regarding the project schedule and the purchase of the artificial turf is included along with a list of recent FieldTurf local installations.

Recommendation: The construction management team conducted a scope review with the recommended contractors and contacted references. All references expressed that the contractors were reliable and completed contract work to the highest degree of satisfaction. In closing, staff has determined that the contractors recommended below are the lowest responsive responsible bidder for the reasons listed previously. As such, staff recommends that the Park Board award the bid packages as presented below.

Motion: I move to award the contract(s) for:

Bid Package #1 Excavation and Site Utilities for the Ackerman Park Improvement project to Hoppy's Landscaping, Inc. in the amount of \$944,441

Bid Package #2 Site Concrete for the Ackerman Park Improvement project to Lindblad Construction Company in the amount of \$399,900

Bid Package #2 Site concrete / alternate Bid #1 in the amount of \$64,500 to Lindblad Construction Company to be deferred to 2020 and subject to available funds

Bid Package #3 Fencing for the Ackerman Park Improvement project to Action Fence Contractors, Inc. in the amount of \$546,780

Bid Package #3 Fencing / alternate Bid #1 in the amount of \$163,385 to Action Fence Contractors, Inc. to be deferred to 2020 and subject to available funds

Bid Package #4 Landscaping for the Ackerman Park Improvement project to Breezy Hill Nursery, Inc. in the amount of \$393,400

Bid Package #5 Irrigation for the Ackerman Park Improvement project to Aqua Design, Inc. in the amount of \$356,386

Synthetic Turf Purchase & Installation for the Ackerman Park improvement project to FieldTurf in the amount of \$453,828

**Ackerman Park Improvement
Bid Information
Table of Contents**

I.	Bid Recommendation Summation - Wight Construction	Pages 59 – 60
II.	Bid Results and Tabulations	Pages 61 – 68
III.	Improvement Project Phase IV Budget + Deferred Items	Pages 69
IV.	Artificial Turf purchasing	Pages 70 – 73
V.	Construction Schedule	Pages 74
VI.	Field Turf – Local installation sites	Pages 75 - 83



Wight Construction
 wightco.com

 2500 North Frontage Road
 Darien, IL 60561

 P 630.969.7000
 F 630.737.0518

January 09, 2019

Mr. Dave Harris
 Executive Director
 Glen Ellyn Park District

Re: Contract Award Recommendation
 Ackerman Park

Dear Mr. Harris:

Following a thorough review of the bids submitted for the Ackerman Park Renovation Project, as well as information obtained during the subsequent interviews, we are pleased to present the following contractor award recommendation. Please find the following included information:

Excavation & Site Utilities:

The bid comparison for lowest qualified bidder for Bid Package—Excavation & Site Utilities
 We received a total of Eleven (11) bids
 Alternate Accepted: None

Lowest responsible bid: \$941,441.00
 Total Bid with Accepted Alternates: \$941,441.00

Hoppy's Landscaping, Inc.
 15041 New Ave.
 Lockport, IL
 60441

Concrete:

The bid comparison for lowest qualified bidder for Bid Package—Concrete
 We received a total of Four (4) bids
 Alternate Accepted: None

Lowest responsible bid: \$399,900.00
 Total Bid with Accepted Alternates: \$399,900.00

Lindblad Construction Company
 717 E Cass St.
 Joliet, IL
 60432

Landscaping:

The bid comparison for lowest qualified bidder for Bid Package—Landscaping
 We received a total of Six (6) bids
 Alternate Accepted: None

Lowest responsible bid: \$393,400.00
 Total Bid with Accepted Alternates: \$393,400.00

Breezy Hill Nursery, Inc
 7530 288th Ave.
 Salem, WI
 53168

Fencing:

The bid comparison for lowest qualified bidder for Bid Package—Fencing
We received a total of Two (2) bids
Alternate Accepted: None

Lowest responsible bid: \$546,780.0
Total Bid with Accepted Alternates: \$546,780.00

Action Fence Contractors, Inc
945 Tower Rd.
Mundelein, IL
60060

Irrigation:

The bid comparison for lowest qualified bidder for Bid Package—Irrigation
We received a total of Eight (8) bids
Alternate Accepted: Alternate #1 Deduct of 82,174.00

Lowest responsible bid: \$462,641.00
Total Bid with Accepted Alternates: \$380,467.00

Agua Design, Inc.
2133 Gould Ct,
Rockdale, IL
60436

All alternates will be reviewed as required and recommendations submitted as needed.

Upon your approval Wight will prepare the contract for the trade contractor to proceed with any necessary documentation and submittals required to meet project schedule. Any alternates that cannot be decided on will be added when the contract is issued.

We trust this information is sufficient for your present needs. Please feel free to call if there are any questions or if additional information is required

Sincerely,



Adam Tomsha
Project Manager

Owner Approval

Approved By: _____

Date: _____

Glen Ellyn Park District
 Ackerman Park
 180002
 12.20.18 1:00 pm
 Bid Group 1
 Bid Package #1-Excavation,
 Demo and Site Utilities



Bidder	Base Bid	Alt. Bid #1	Alt. Bid #2	Alt. Bid #3	Alt. Bid #4	Alt. Bid #5	Alt. Bid #6	Alt. Bid #7	Alt. Bid #8	Alt. Bid #9	ADD #		Bid Security	Remarks
											1	# 2		
Baish Excavating Plainfield, IL	\$1,497,563.00	Add \$65.00	Add \$22.00	Add \$227,432.00	Add \$77.00	Deduct \$56.00	Add \$68.00	Deduct \$65,012.00	Add \$325.00	Add \$12,307.00	X	X	X	
Berger Excavating Contractors, Inc. Wauconda, IL	\$1,264,000.00	Add \$95.00	Add \$20.00	Add \$50,000.00	Add \$5.00	Add \$4.00	Add \$55.00	Deduct \$50,000.00	Add \$50.00	Add \$25,000.00	X	X	X	
Hoppys Landscaping Lockport, IL	\$941,441.00	Add \$87.50	Add \$8.85	Add \$207,441.00	Add \$54.85	Deduct -\$28.05	Add \$54.50	Deduct \$24,450.00	Add \$28.75	Add \$13,450.00	X	X	X	
JS Riemer, Inc Glen Ellyn, IL	\$1,453,130.00	Add \$75.00	Add \$17.00	Add \$29,000.00	Add \$28,600.00	Add \$33,000.00	Add \$45.00	Deduct \$40,000.00	Add \$250.00	Add \$14,000.00	X	X	X	
John Keno & Company Chicago, IL	\$1,290,000.00	Add \$82.25	Add \$24.50	Add \$100,000.00	Add \$30.00	Add \$24.50	Add \$60.00	Deduct \$66,000.00	Add \$12,500.00	Add \$50,000.00	X	X	X	
Kane County Excavating Inc St. Charles, IL	\$1,357,185.00	Add \$52.00	Add \$6.75	Add \$87,330.00	Add \$25.00	\$17.00	Add \$28.00	Deduct \$71,400.00	\$155.00	Add \$5,800.00	X			

Lenny Hoffman Excavating Wilmette, IL	\$1,207,680.00	Add \$94.00	Add \$24.00	Add \$296,000.00	Add \$88.00	Add \$26.00	Add \$38.00	Deduct \$42,000.00	Add \$111.00	Add \$19,000.00	X	X	X	
Martam Construction Co Elgin, IL	\$1,379,717.75	\$74.00	\$23.00	\$306,540.00	\$71.00	\$38.00	\$72.90	\$19,000.00	\$118.00	\$15,000.00	X		X	
Schwartz Excavating Inc Willow Springs, IL	\$1,099,000.00	Add \$83.00	Add \$19.00	Add \$263,100.00	Add \$90.00	Deduct -\$36.00	Add \$58.30	Deduct \$29,000.00	Add \$592.00	Add \$27,720.00	X	X	X	
Team Reil, Inc Glen Ellyn, IL	\$1,240,600.00	Add \$64.00	Add \$3.20	Add \$166,140.00	Add \$3,950.00	Deduct -\$4.10	Add \$47.50	Deduct \$54,700.00	Add \$62.50	Add \$12,800.00	X	X	X	
V3 Companies Woodridge, IL	\$1,086,000.00	Add \$87.50	Add \$19.65	Add \$261,000.00	Add \$92.50	Deduct -\$55.20	Add \$66.25	Deduct \$50,160.00	Add \$139.50	Add \$23,000.00	X	X	X	

Glen Ellyn Park District
 Ackerman Park
 180002
 12.20.18 1:00 pm
 Bid Group 1
 Bid Package #2-Concrete



Bidder	Base Bid	Alt. Bid #1	ADD # 1	ADD # 2	Bid Security	Remarks
Abbey Paving & Sealcoating Co., Inc. Aurora, IL	\$572,525.00	Add \$84,510.00	X	X	X	
Lindblad Construction Company of Joliet	\$399,900.00	Add \$64,500.00	X	X	X	
Martam Construction, Inc. Elgin, IL	\$1,144,864.00	\$91,100.00	X	X	X	
Schaeffges Brothers, Inc. Wheeling, IL	\$612,000.00	Add \$80,600.00	X	X	X	

Glen Ellyn Park District
 Ackerman Park
 180002
 12.20.18 1:00 pm
 Bid Group 1
 Bid Package #4-Landscaping



Bidder	Base Bid	Alt. Bid #1	Alt. Bid #2	ADD # 1	ADD # 2	Bid Security	Remarks
Allied Landscaping Corp. Joliet, IL	\$513,955.00	Add \$13,885.00	Add \$3.00	X	X	X	
Breezy Hill Nursery, Inc. Salem, Wisconsin	\$393,400.00	Add \$76,400.00	Add \$2.60	X	X	X	
Hoppys Landscaping, Inc. Lockport, IL	\$404,141.00	Add \$12,500.00	Add \$3.50	X	X	X	
Sebert Landscaping Bartlett, IL	\$556,056.00	Add \$322.00	\$2.10	X	X	X	
Team Reil, Inc. Union, IL	\$450,500.00	Add \$22,700.00	Add \$2.00	X	X	X	

Twin Oaks Landscaping	\$543,077.00	\$15,000.00	\$2.75	X	X	X	
Oswego, IL							

Glen Ellyn Park District
 Ackerman Park
 180002
 12.20.18 1:00 pm
 Bid Group 1
 Bid Package #5-Fencing



Bidder	Base Bid	Alt. Bid #1	ADD # 1	ADD # 2	Bid Security	Remarks
Action Fence Contractors, Inc. Mundelein, IL	\$546,780.00	Add \$163,385.00	X	X	X	
Peerless Enterprises, Inc. West Chicago, IL	\$577,235.00	Add \$137,084.00	X	X	X	

Glen Ellyn Park District
 Ackerman Park
 180002
 1.8.19 10:00 am
 Bid Group 2
 Bid Package #6-Irrigation



Bidder	Base Bid	Alt. Bid #1	Alt. Bid #2	Alt. Bid #3	Alt. Bid #4	ADD #	ADD #	ADD	Bid Security	Remarks
						1	2	# 3		
Aqua Designs, Inc. Rockdale, IL	\$462,641.00	Deduct \$82,174.00	Deduct \$47,754.00	Deduct \$47,748.00	\$274,966.00	X	X	X	X	
Carefree Irrigation, LLC New Lenox, IL	\$540,000.00	Deduct \$105,500.00	Deduct \$56,000.00	Deduct \$40,000.00	\$320,500.00	X		X		
Central Lawn Sprinklers Elk Grove Village, IL	\$772,000.00	Deduct \$140,000.00	Deduct \$70,000.00	Deduct \$60,000.00	\$502,000.00	X	X	X	X	
Commercial Irrigation & Turf, Inc East Peoria, IL	\$672,000.00	Deduct \$163,700.00	Deduct \$64,000.00	Deduct \$65,900.00	Deduct \$382,800.00	X	X	X	X	
Halloran & Yach, Inc. Lake Forest, IL	\$519,800.00	Deduct \$108,600.00	Deduct \$48,700.00	Deduct \$42,700.00	\$319,800.00	X	X	X	X	
JM Irrigation Volo, IL	\$630,000.00	Deduct \$140,000.00	Deduct \$55,000.00	Deduct \$35,000.00	\$400,000.00	X	X	X	X	

Muellermist Irrigation	\$539,530.00	\$130,990.00	\$60,115.00	\$52,250.00	\$286,175.00	X	X	X	X	
Broadview, IL										
Rainmakers Irrigation & Maintenance	\$509,900.00	Deduct \$99,900.00	Deduct \$43,600.00	Deduct \$26,500.00	Deduct \$329,900.00	X	X	X	X	
Elgin, IL										

Ackerman Park Improvement Project Phase IV Budget based on bid and purchase process:

- A) Excavation and Site Utilities \$944,441
- B) Site Concrete \$399,900
- C) Fencing \$546,780
- D) Landscaping \$393,400
- E) Irrigation \$356,386
- F) Synthetic Turf \$453,828 / As detailed previously and consistent with the purchase of the synthetic field for Newton Park, the District will purchase the field and installation through the Cooperative Purchasing Network. In addition to purchasing the Newton Park turf field, this process has been used by the District to purchase other items including playground equipment. This process provides a competitive price, ensures quick and efficient delivery of goods and services, creates greater purchasing ability and satisfies purchasing practices and state statute.
- G) Professional Fees and Services \$365,346
- H) Permit Fees \$35,000

Phase IV Total Project Cost: \$3,495,081 (\$145,000 allowance – contingency for unexpected and unforeseen items such as poor soil quality, need to transport spoils off site rather than disperse within property). Allocated amount is generous.

Items recommended previously but not included due to cost constraints and other priorities:

- A) Lower Ackerman Trail – bid as an alternate, costs varied. Recommendation is to wait until outcome of OSLAD submittal. If awarded the grant, rebid an all-inclusive trail package including both the Upper and Lower Ackerman Park paths. Will likely get a more competitive price and work can still be accomplished in spring/early summer 2020.
- B) Softball Fields #5 & #6 – bid as an alternate. Costs was \$227,885 (fencing and concrete). Recommendation is to approve alternate subject to available funds in 2020 based on use of project contingency funds and 2020 capital budget. Elements can be constructed in spring, 2020 if it is decided to include these items.

Purchase Recommendation for Artificial Turf Surfacing at Ackerman Park:

Background/Analysis

At the July 17, 2018 Glen Ellyn Park District Board meeting, the majority of the Park District Board of Commissioners supported the Ackerman Park improvement project planning committee's recommendation to include an oversize synthetic turf field as one of the prioritized elements of Phase IV. The committee identified playability as one of the areas that should be addressed in the project and the addition of an artificial turf playing surface will improve accessibility and minimize cancellations due to the improved field conditions. Additionally, as experienced at Newton Park after the installation of the synthetic turf field at that site, the natural grass fields should improve as those areas will be subject to less activity including during inclement conditions.

When the Park District purchased and installed a synthetic turf field previously at Newton Park, staff researched artificial turf manufacturers to provide the quality surfacing that best meets the needs for all intended users. Staff researched numerous turf products and met with several qualified manufacturers. The manufacturers included: Sprinturf, Field Turf, AstroTurf, and Shaw. There are many more turf companies out there, but these four companies had a proven track record within the Chicagoland area. Each turf company has several lines of surfacing to choose from, ranging from low end products to high end turf that would be seen on collegiate or professional playing fields.

Sprinturf

The Ultrablade product line was previously recommended as the best option to suit the Park District needs. This product combines proprietary slit tape fiber with unique elliptical spinneret monofilament fiber to enhance performance and provide natural grass aesthetics. Overall, Sprinturf's product appeared to be adequate for the Park District's needs, however their limited presence in Chicagoland was a bit disconcerting. Their product has been installed in Elmhurst and Joliet, but other than that there really aren't many institutions using Sprinturf in Illinois.

Local Examples:

Elmhurst Park District (2008)

Joliet West HS (2011)

Joliet Central HS (2011)

Metea Valley HS (2009)

FieldTurf

Field Turf is the most active turf provider within the Chicagoland area and is the product that was recommended and installed at Newton Park. Additionally, Field Turf has been installed at all the other locations within Glen Ellyn. Since the installation in 2015 at Newton, the product has been excellent, and the support and service provided by FieldTurf has been outstanding.

During the previous research efforts, staff visited two FieldTurf fields in Wheaton that were in various stages of the installation process. Graf Park was the first stop and staff were able to witness the installation of a Field Turf - Classic HD field. At the time, Graf Field was approximately two weeks away from completion, which provided insight on how an artificial turf field is created. One of the many things that impressed us the most was how the field lines were put in. Normally, the turf would have to be cut out where the lines would go and backing material would need to be glued in. The Field Turf installers use a different approach where they sheared the grass blades where the lines would go leaving the original backing material intact. They would then glue the lines directly onto the existing backing material. It's not uncommon for field lines to come unglued, but by gluing the lines directly to the existing backing material makes for a much more durable and safer playing surface.

After Graf Park, staff visited the nearly complete Wheaton Academy soccer field. At the time the field was within a few hours of completion, which gave staff the opportunity to witness the tail end of the installation process. Wheaton Academy chose to go with the Field Turf - Revolution for this field, which is considered Field Turf's top tier product.

While the Field Turf – Revolution turf at Wheaton Academy turf was impressive; it was recommended that the less expensive Classic HD turf would be more appropriate for Newton Park. The Classic HD turf is more versatile and accommodating for the many sports that could be using the field. Based on the projected use along with the direct experience at Newton Park, the recommendation at Ackerman Park will be for the same product – Classic HD (FTHD-57)

Local Examples: See attachment for current list

Glen Ellyn Park District, Newton Park (2015)
Wheaton Park District, Graf Park (2014)
Wheaton Academy (2014)
Wheaton North HS (July '13)
Wheaton-Warrenville South HS (July '13)
Downers Grove South HS (July '11)
Glenbard West HS (September '10)
Glen Ellyn Park District, ASFC (Fall '09)
College of DuPage (September '09)

Glenbard East HS (July '12)
Downers Grove North HS (September '12)
Glenbard South HS (August '12)
Oak Brook Park District (July '18)
Montini HS (August '11)
Glenbard North HS (August '09)
Lyons Township HS (September '04)
Northwestern University (July '05)
University of Illinois at Champaign (2014)

Astroturf

Staff visited two locations to see examples of Astroturf products and to discuss the various options they have to offer. First visited was Nike Sports Complex in Naperville, which has the Astroturf – Gameday surfacing. The Gameday surface is one of their high-end products that combines a blend of monofilament and slit film turf blades. Overall, the field was in good condition, but appeared to be a little more worn than expected for only being at that time two years old.

Next, staff visited Olympic Park in Schaumburg to see some older Astroturf fields and determine how they hold up over time. Astroturf's - Puregrass slit film surface was installed at Olympic Park approximately 8 years ago. The Puregrass is not one of their higher end products, but for being 8 years old has held up relatively well. Even the goalmouths, which are notorious for wear spots, were still in good condition.

Local Examples:

Carol Stream Park District (2012)
Nike Sports Complex, Naperville PD (2011)
Chicago Bandits, Rosemont (2011)

Hinsdale Central HS (2010)
Hinsdale South HS (2010)
Olympic Park, Schaumburg (2006)

Shaw

Coordination to meet and tour local sites of their installation(s) was challenging. Shaw's product is at Benedictine University.

Other Manufacturers

Staff researched other artificial turf manufacturers, but they were either deemed too inexperienced and unproven or their place in the market is uncertain.

Comparisons

Staff developed a spreadsheet (see below) which compares the four turf products that were further researched and discussed to find the best quality surface for all intended users. Staff took a simplified approach, using only 6 attributes – blade type, appearance, playability (feel), local experience, construction/durability, and references. Each attribute is rated from one (way below average) to 5 (way above average).

Artificial Turf Comparisons

Turf Product	Blade Style	Appearance	Playability	Local Experience	Construction/ Durability	References	Rating
Sprinturf - Ultrablade	Slit Fiber	3	3	1	2	3	2.4
Field Turf - Classic HD	Slit Fiber	4	4	4	4	4	4
Astroturf - Gameday	Blend Mono/Slit	3	4	3	3	4	3.4
Astroturf - Puregrass	Slit Fiber	3	4	3	3	3	3.2

Field Turf – Classic HD was the highest rated product. The Astroturf products both rated high as well, but in staff’s opinion, were just not on the same level as Field Turf. The Astroturf backing material did not appear to be as durable and the overall appearance didn’t measure up to the Field Turf fields that staff had visited.

Field Turf has been in existence since 1988, debuting its synthetic turfgrass system for golf course practice tees. The company then began developing synthetic turf surfaces for other sports installations including soccer, lacrosse, football and baseball. Field Turf focused on perfecting a sports field system with a sand and rubber infill, which provided superior athlete safety, high performance and extreme durability. Their product came highly recommended and they have proven track record, especially within Dupage County. The Glen Ellyn Park District experience since the installation of the FieldTurf product has been excellent and has met and/or exceeded all expectations.

Cooperative Purchasing

Field Turf is a member of The Cooperative Purchasing Network (“TCPN”), which assists public agencies and non-profits to reap the benefits of national leveraged pricing, with no cost to the member. TCPN leverages one of the largest pools of purchasing potential. This is accomplished by competitively soliciting proposals and awarding contracts for commonly purchased products and services. Through the TCPN solicitation process, contracts covering facilities, furniture, office supplies & equipment, security systems, and technology and other goods and services industries are included. This method has been effectively used recently by the Park District for the purchase of the last two playgrounds (Manor and Danby).

Purpose of TCPN

- Provide governmental and public entities opportunities for greater efficiency and economy in procuring goods and services.
- Take advantage of state-of-the-art purchasing procedures to ensure the most competitive contracts.
- Provide competitive price and bulk purchasing for multiple government or public entities that yields economic benefits unobtainable by the individual entity.
- Provide quick and efficient delivery of goods and services.
- Equalize purchasing power for smaller agencies that are unable to command the best contracts for themselves.
- Help in assisting with use of best business practices.

Purchasing Through TCPN

In pursuing the most cost effective and timely method of purchasing the artificial turf surfacing, the Park District joined TCPN to achieve the predetermined preferential pricing on FieldTurf which the surfacing is determined by staff to be the product best suited for the athletic fields. This process of purchase and

installation provides both a substantial cost and time savings and ensures that the turf is a quality, safe product that will achieve the maximum life.

Below is a price quote for the Ackerman Park synthetic turf field from FieldTurf going through TCPN.

	Description	Quantity	Units	Unit Price	Total
	Synthetic Turf				
1	FieldTurf FTHD-57 2.25" includes cryogenic infill	106,000	SF	\$4.10	\$437,060
2	Inlaid Markings	1	EA	7,070.00	DONATED
					-
	Total Synthetic Turf				\$437,060.00
	Voluntary Alternates				
A1	Alternate for Fine Grading of Field	106,000	EA	0.16	\$16,768.80
				-	
	Total Turf Expense				\$453,828.80

It is important to note that Field Turf is **not** a general contractor and their supply and installation of the artificial turf does not include any site work which includes the under-drainage system and stone base. Those responsibilities and costs are in Bid Package #1 Excavation and Site Utilities

Ackerman Park Improvement Project Phase IV Construction Schedule:

- **Preconstruction**
 - Bidding/Contract Awards January 15 – January 31
 - Place Field Turf Order & Secure Installation Date January 16 – January 25
 - Permit Process January 16 – February 28
 - Procurement Materials & Supplies February 1 – June 1

- **Phase 1 (June 3rd – October 1st)**
 - Construction Start – Turf Field & Soccer Elements June 3
 - Site Prep (Mobilization, Fencing, Tree Protection, Etc.) June 3 – June 12
 - Demo & Site Utilities June 13 – June 18
 - Turf Field – Excavation, Stone, Drainage, & Grading June 19 – July 24
 - Turf Field – Installation July 25 – August 14
 - Soccer Fields & Irrigation August 15 – September 13
 - Landscaping & Site Furnishings September 14 – September 30
 - Substantial Completion October 1

- **Phase 2 (July 16th – November 29th)**
 - Construction Start – Softball Hub Elements July 16
 - Site Prep (Mobilization, Fencing, Tree Protection, Etc.) July 16 – July 31
 - Demo & Site Utilities August 1 – August 21
 - Softball Hub – Concrete, Backstops, Fencing, & Pavers August 22 – October 10
 - Softball Hub – Irrigation & Shade Structures October 11 – October 24
 - Landscaping & Site Furnishing October 25 – November 28
 - Substantial Completion November 29

- **Remaining Project Elements Into 2020**
 - Walking Path (unfunded at this time) TBD
 - Softball Fields 5 & 6 (unfunded at this time) March 1 – April 15
 - Landscape Restorations April 1 – April 15
 - Infield Restorations April 1 – April 15
 - Punchlist April 16 – May 14
 - Project Completion June 15, 2020

PROJECT NAME	CITY	YEAR
1. Deer Creek-Mackinaw High School	Mackinaw	2018
2. Lake View High School (CPS)	Chicago	2018
3. Downers Grove Park District--Doerhoeffer Park	Downers Grove	2018
4. University of Chicago--Stagg Field	Chicago	2018
5. Oak Park River Forest High School Stadium	Oak Park	2018
6. Illinois State University--Hancock Field Stadium	Normal	2018
7. University of Illinois at Champaign--Football Performance Center	Champaign	2018
8. Elmhurst Park District--Berens Park (2 fields)	Elmhurst	2018
9. Grayslake Central High School	Grayslake	2018
10. Morton Elementary School (CPS)	Chicago	2018
11. Seven Bridges Ice Arena Indoor	Woodridge	2018
12. Schaumburg Park District--Olympic Park #4	Schaumburg	2018
13. Schaumburg Park District--Olympic Park #5	Schaumburg	2018
14. Schaumburg Park District--Olympic Park #7	Schaumburg	2018
15. Lemont High School	Lemont	2018
16. St. Xavier University	Chicago	2018
17. Schaumburg High School (D211)	Schaumburg	2018
18. Fremd High School (D211)	Palatine	2018
19. University of Chicago Lab School-Jackman Field	Chicago	2018
20. Champaign Central High School--Centennial Field	Champaign	2018
21. Warren Township High School-Indoor	Gurnee	2018
22. Lake Forest Academy--2 fields	Lake Forest	2018
23. Crystal Lake Park District--Lippold Park--Infields #1, 2, 3, 4	Crystal Lake	2018
24. Champaign Central High School--Spalding Park baseball	Champaign	2018
25. De La Salle High School	Chicago	2018
26. University of Illinois at Champaign--Softball foul areas	Champaign	2018
27. Byrne Elementary School (CPS)	Chicago	2018
28. Jefferson Elementary School	Berwyn	2018
29. Esmond Elementary (CPS)	Chicago	2018
30. Jackson Park (CPD)	Chicago	2018
31. Aurora University--Football Stadium	Aurora	2018
32. Pullman Community Center	Chicago	2018
33. Taft High School (CPS)	Chicago	2018
34. City of Joliet - Baseball Stadium	Joliet	2018
35. Dore Elementary School	Chicago	2018
36. University of IL at Champaign - Campus Recreation fields 1 and 2	Champaign	2017
37. Lyons Township High School	La Grange	2017
38. Libertyville High School	Libertyville	2017
39. United Township High School	East Moline	2017
40. Niles Park District indoor	Niles	2017

PROJECT NAME	CITY	YEAR
41. Eureka College	Eureka	2017
42. Locke Elementary School	Chicago	2017
43. Northwestern University - Indoor	Evanston	2017
44. Go For It Sports	Yorkville	2017
45. Wentworth Park SW	Chicago	2017
46. Wells High School	Chicago	2017
47. Althoff High School - Football	Belleville	2017
48. Brooks Academy Field	Chicago	2017
49. Plainfield North High School	Plainfield	2017
50. Plainfield East High School	Plainfield	2017
51. Kankakee High School Stadium	Kankakee	2017
52. Fenwick High School Stadium	Oak Park	2017
53. Mansueto High School - Noble Charter Schools	Chicago	2017
54. Homewood Flossmoor High School	Flossmor	2017
55. North Park University	Chicago	2017
56. East Aurora High School	Aurora	2017
57. UIC Granderson Stadium	Chicago	2016
58. Plainfield Central High School	Plainfield	2016
59. School of Saints - Multipurpose	Winnetka	2016
60. Plainfield South High School	Plainfield	2016
61. Arlington Heights - Sunset Meadows 2 fields	Arlington Heights	2016
62. Woodridge Park District	Woodridge	2016
63. Batavia High School	Batavia	2016
64. Wheaton College Football	Wheaton	2016
65. Glen Ellyn Park District-Newton Park	Glen Ellyn	2015
66. Northwestern University - Lakefront South Field	Evanston	2015
67. Northwestern University - Lakefront Outdoor	Evanston	2015
68. Libertyville High School - Brainerd Field	Libertyville	2015
69. Chicago O'Hare Airport	Chicago	2015
70. Oak Park Park District - Julian School	Oak Park	2015
71. Dunne Technology Academy	Chicago	2015
72. Park District of Forest Park	Forest Park	2015
73. Elk Grove High School	Elk Grove Village	2015
74. Carmel High School - Football	Mundelein	2015
75. Northern Illinois University - Huskie Stadium	DeKalb	2015
76. UIC Intramural West Field	Chicago	2015
77. UIC Intramural East Field	Chicago	2015
78. Kelly Park - Chicago Park District	Chicago	2015
79. Judson University	Elgin	2014
80. Lindblom Park	Chicago	2014

PROJECT NAME	CITY	YEAR
81. Chicago Park District Park 553	Chicago	2014
82. Chicago Near North - Soccer	Chicago	2014
83. Wheaton Academy - Baseball	West Chicago	2014
84. Harlem High School	Machesney Park	2014
85. Lake Zurich High School	Lake Zurich	2014
86. Intrinsic Charter School	Chicago	2014
87. Graf Park - Wheaton PD	Wheaton	2014
88. Wheaton Academy	West Chicago	2014
89. Lockport East Stadium	Lockport	2014
90. Wauconda CUSD	Wauconda	2014
91. Morton West High School - Football	Berwyn	2014
92. DePaul University	Chicago	2014
93. Crane Prep High School	Chicago	2014
94. Galesburg High School	Galesburg	2014
95. St. Ignatius High School	Chicago	2014
96. Wheaton College	Wheaton	2014
97. University of Illinois at Urbana-Champaign - Ikenberry Field 1	Champaign	2014
98. University of Illinois at Urbana-Champaign - Ikenberry Field 2	Champaign	2014
99. University of Chicago	Chicago	2014
100. Wheaton Park District - Indoor	Wheaton	2014
101. Homewood Flossmoor High School - Indoor	Flossmoor	2014
102. Homewood Flossmoor High School - Practice	Flossmoor	2013
103. Great Lakes Quad Fields	Great Lakes	2013
104. Northbrook Sports Center	Northbrook	2013
105. Heritage Park - Multipurpose	Wheeling	2013
106. Heritage Park - Field 4	Wheeling	2013
107. Heritage Park - Field 3	Wheeling	2013
108. Heritage Park - Field 2	Wheeling	2013
109. Senka Park	Chicago	2013
110. Marquette Park	Chicago	2013
111. Libertyville Complex Indoor 1	Libertyville	2013
112. Libertyville Complex Indoor 2	Libertyville	2013
113. Chicago Soccer Melrose Park	Melrose Park	2013
114. Northern Illinois University - Chessick Practice Center	DeKalb	2013
115. Oak Park-River Forest High School	Oak Park	2013
116. DeKalb Parks - Indoor	Dekalb	2013
117. Forest View High School	Arlington Heights	2013
118. St. Francis High School - Football	Wheaton	2013
119. Dulles Academy	Chicago	2013
120. Irving School	Oak Park	2013

PROJECT NAME	CITY	YEAR
121. Lake Park West High School	Roselle	2013
122. Illinois Institute of Technology - Soccer Field	Chicago	2013
123. Immaculate Conception High School	Elmhurst	2013
124. Huntley High School	Huntley	2013
125. West Lawn Park	Chicago	2013
126. Columbus Park - CPD	Chicago	2013
127. Columbus Park CPD - Baseball	Chicago	2013
128. Glenbrook North High School	Northbrook	2013
129. Pottawattomie Park	Chicago	2013
130. UNO Charter High School	Chicago	2013
131. River Park - CPD	Chicago	2013
132. Chicago State University	Chicago	2013
133. University of Illinois- Baseball	Champaign	2013
134. St. Charles Boys Baseball - Infield #2	St. Charles	2013
135. St. Charles Boys Baseball - Infield #1	St. Charles	2013
136. Illinois State University - Redbird Baseball Stadium	Normal	2013
137. Northern Illinois University - Recreational Field	Dekalb	2012
138. Douglas Park	Chicago	2012
139. Mandrake Park	Chicago	2012
140. Nazareth Academy - Softball	LaGrange Park	2012
141. Downer's Grove High School	Downers Grove	2012
142. West Ridge Elementary	Chicago	2012
143. Davis Park	Chicago	2012
144. Augustana College	Rock Island	2012
145. Glenbard South High School	Glen Ellyn	2012
146. Pinckneyville High School	Pickneyville	2012
147. Swanson Stadium	Rockford	2012
148. Wyeth Stadium	Rockford	2012
149. Melas Park - Softball infield 4	Mount Prospect	2012
150. Melas Park - Softball infield 3	Mount Prospect	2012
151. Melas Park - Softball infield 2	Mount Prospect	2012
152. Melas Park - Softball infield 1	Mount Prospect	2012
153. Glenbard East High School	Lombard	2012
154. Hawthorne Park District	Cicero	2012
155. Prospect High School	Mount Prospect	2012
156. Sterling High School	Sterling	2012
157. New Trier High School - Multiuse Practice	Northfield	2012
158. New Trier High School - Football Practice	Northfield	2012
159. New Trier High School - Stadium	Northfield	2012
160. Oak Brook Park District	Oak Brook	2012

PROJECT NAME	CITY	YEAR
161. Glenbrook South High School	Glenview	2012
162. Geneva High School	Geneva	2012
163. University of Illinois - Memorial Stadium (2)	Champaign	2012
164. University of Illinois - Irwin Indoor	Champaign	2012
165. Rolling Meadows High School	Rolling Meadows	2012
166. Buffalo Grove High School	Buffalo Grove	2012
167. Maroa-Forsyth High School	Maroa	2012
168. Salvation Army - Ray Kroc Community Center - Soccer	Chicago	2011
169. Southwest Area High School	Chicago	2011
170. Salvation Army - Ray Kroc Community Center - Baseball	Chicago	2011
171. Newberry Elementary Math & Science Academy	Chicago	2011
172. Johnson College Prep	Chicago	2011
173. Garvy Elementary School	Chicago	2011
174. Jackson Park	Chicago	2011
175. Garfield Park	Chicago	2011
176. La Follette Park	Chicago	2011
177. Cornell Square Park	Chicago	2011
178. Chicago Futsal Academy	Chicago	2011
179. Belding Elementary School	Chicago	2011
180. Jacob Beidler Elementary	Chicago	2011
181. Humboldt Park (Take the Field Project)	Chicago	2011
182. Gately Stadium	Chicago	2011
183. Chicago Public Schools - POE Classical School	Chicago	2011
184. DuQuion CUSD - Baseball infield	DuQuoin	2011
185. Avalon Park Elementary School	Chicago	2011
186. DuQuion CUSD - Main Field	DuQuoin	2011
187. John Hay Community Academy	Chicago	2011
188. May Community Academy	Chicago	2011
189. Park Manor Elementary School	Chicago	2011
190. Oglesby Elementary School	Chicago	2011
191. Copernicus Elementary	Chicago	2011
192. Oak Lawn High School	Oak Lawn	2011
193. Wheeling High School	Wheeling	2011
194. John Hersey High School	Arlington Heights	2011
195. Dominican University	River Forest	2011
196. Quincy High School	Quincy	2011
197. Deerfield High School	Highland Park	2011
198. Freeport School District #145	Freeport	2011
199. Redmond Park	Bensenville	2011
200. Community High School District 99 - South High School	Downers Grove	2011

PROJECT NAME	CITY	YEAR
201. Trinity Christian College	Alsip	2011
202. Community High School District 99- North High School	Downers Grove	2011
203. Montini Catholic High School	Lombard	2011
204. Lewis University	Romeoville	2011
205. Mendota High School	Mendota	2011
206. North Central College	Naperville	2011
207. Elmhurst College	Elmhurst	2011
208. Concordia University	River Forest	2011
209. Wasco Diamonds Softball Club	Elburn	2011
210. Aurora West High School	Aurora	2011
211. Howe School	Chicago	2010
212. Kelyn Park	Chicago	2010
213. Humboldt Park	Chicago	2010
214. Reinberg Elementary	Chicago	2010
215. Burroughs School	Chicago	2010
216. Glenbard West High School	Glen Ellyn	2010
217. Sandburg High School	Orland Park	2010
218. Mooseheart Child City & School	Mooseheart	2010
219. Highland Park High School - Wolters Field	Highland Park	2010
220. Bradley Bourbonnais High School	Bradley	2010
221. Marshall Metro High School	Chicago	2010
222. Southern Illinois University - Carbondale	Carbondale	2010
223. Benito Juarez High School	Chicago	2010
224. Andrew High School	Tinley Park	2010
225. Chicago Fire Soccer Complex	Bridgeview	2010
226. Kelly Curie Gage Park High School	Chicago	2010
227. Glen Ellyn Park District - Ackerman Sports Complex	Glen Ellyn	2009
228. Bennett and Brosseau Roofing	Romeoville	2009
229. Palatine Park District	Palatine	2009
230. Archer Park (Chicago Park District)	Chicago	2009
231. Naperville Central High School	Naperville	2009
232. Falcon Park	Palatine	2009
233. Hales Franciscan High School	Chicago	2009
234. York High School	Elmhurst	2009
235. Kosciuszko Park (Chicago Park District)	Chicago	2009
236. Brother Rice High School	Chicago	2009
237. Glenbard North High School	Carol Stream	2009
238. Maine South High School	Park Ridge	2009
239. Ridgewood High School	Norridge	2009
240. Grant Community High School	Fox Lake	2009

PROJECT NAME	CITY	YEAR
241. Monmouth College	Monmouth	2009
242. Grayslake North High School	Grayslake	2009
243. Kedvale Park	Chicago	2009
244. Oak Park River Forest High School	Oak Park	2009
245. Evanston High School	Evanston	2009
246. Westinghouse High School	Chicago	2009
247. Northern Illinois University - Huskie Stadium	Dekalb	2009
248. Naperville North High School	Naperville	2009
249. Professional Baseball Instruction of Illinois	Lake Barrington	2008
250. Cubs Care Park	Chicago	2008
251. Hidden Cove Sports Complex	Bourbonnais	2008
252. Lincoln Way High School West	New Lenox	2008
253. Sparks Travellers Baseball	Lockport	2008
254. Bo Jackson's Elite Sports	Lockport	2008
255. TP Sports LLC	Lockport	2008
256. Lincoln Park (Chicago Park District)	Chicago	2008
257. Lake Barrington Field House	Lake Barrington	2008
258. Northwestern University-Indoor Practice Field	Evanston	2008
259. South Barrington Park	South Barrington	2008
260. Marian Catholic High School	Chicago Heights	2008
261. Rock Island High School	Rock Island	2008
262. Stewart Campus Park	Chicago	2008
263. St. Laurence High School	Burbank	2008
264. Knox College-Knosher Bowl	Galesburg	2008
265. Adlai Stevenson High School	Lincolnshire	2008
266. Barrington High School	Barrington	2008
267. Saint Patrick High School-Shamrock Victory Memorial Field	Chicago	2008
268. Great Lakes Navy Base-Constitution Field	Great Lakes	2008
269. Village of Melrose Park-Baseball	Melrose Park	2008
270. University of Illinois-Urbana Champaign-Soccer	Champaign	2008
271. Berwyn Park District-Freedom Park	Berwyn	2008
272. Brentano Math & Science Academy	Chicago	2008
273. Lincoln Way Community High School District - North High School	Frankfort	2008
274. Homewood Flossmoor High School	Flossmoor	2008
275. Trevian Soccer Club	Niles	2008
276. University of Illinois - Illinois Field	Champaign	2008
277. Seven Bridges Ice Arena	Woodbridge	2008
278. University of Illinois - Memorial Stadium	Champaign	2007
279. University of Illinois Chicago-Les Miller Stadium	Chicago	2007
280. Loyola University-Field #2	Chicago	2007

PROJECT NAME	CITY	YEAR
281. Rockford Park District	Loves Park	2007
282. Lane Technical High School Stadium	Chicago	2007
283. Northwestern University-Soccer & Lacrosse Stadium	Evanston	2007
284. Morton Park District-Indoor Centre	Morton	2007
285. New Cicero Park	Cicero	2007
286. Lake Forest High School-West Campus Field	Lake Forest	2007
287. Nazareth Academy	La Grange Park	2007
288. Bolingbrook High School	Bolingbrook	2007
289. Romeoville High School	Romeoville	2007
290. Grayslake Central High School	Grayslake	2007
291. Illinois College	Jacksonville	2007
292. University of Chicago- Amos Alonzo Stagg Stadium	Chicago	2007
293. Village of Melrose Park	Melrose Park	2007
294. Illinois State University - Hancock Stadium	Normal	2007
295. Tinley Park Sports Park	Tinley Park	2007
296. Blaine Elementary School	Chicago	2006
297. Senn High School	Chicago	2006
298. North Park University - Indoor	Chicago	2006
299. Riverside-Brookfield High School	Riverside	2006
300. Saint Xavier University - Deaton Sports Field	Chicago	2006
301. Northbrook Park District	Northbrook	2006
302. Lincoln Way Community HS District - East High School	Frankfort	2006
303. Lincoln Way Community HS District - Central High School Field	Frankfort	2006
304. Loyola University - Practice Field	Chicago	2005
305. DePaul University - Wish Field	Chicago	2005
306. Elmwood Park High School	Elmwood Park	2005
307. Bernard Zell Anshe Emet Day School	Chicago	2005
308. West Chicago High School	West Chicago	2005
309. Libertyville High School	Libertyville	2005
310. Northwestern University	Evanston	2005
311. Frozen Ropes Indoor Baseball	Chicago	2005
312. Round Lake Area Park District Sports Center	Round Lake Beach	2005
313. Leo Catholic High School	Chicago	2004
314. Wheaton College-McCully Field	Wheaton	2004
315. Wheaton College-East McCully Field	Wheaton	2004
316. Lyons Township High School-Bennett Field	La Grange	2004
317. Carmel High School	Mundelein	2004
318. Douglas Park	Chicago	2004
319. North Park University-Holmgren Athletic Complex	Chicago	2004
320. Falconer School	Chicago	2004

PROJECT NAME	CITY	YEAR
321. Wheaton Warrenville South High School	Wheaton	2003
322. Wheaton North High School	Wheaton	2003
323. Streamwood High School - Millenium Field	Streamwood	2002
324. Darien Sportsplex	Darien	2001
325. Stars and Spikes	Crystal Lakes	2001
326. Concordia University Stadium (IL)	River Forest	2001
327. North Park University-Soccer Field	Chicago	2000
328. Chicago United Soccer	Chicago	1999

Glen Ellyn Park District

Investment Report

November 30, 2018

Bank Balances	Prior Year November 2017	4th Quarter December 2017	1st Quarter March 2018	2nd Quarter June 2018	3rd Quarter September 2018	Current Year November 2018
Wheaton/Glen Ellyn Bank & Trust	\$ 541,935.39	\$ 386,154.57	\$ 537,087.27	\$ 623,151.28	\$ 371,341.46	\$ 328,948.18
Bridgeview Bank - CD (2)	248,069.05	248,069.05	248,069.05	248,069.05	248,069.05	-
Illinois Funds - 9347	3,331,491.76	3,339,581.28	3,381,378.57	3,455,602.18	4,502,754.30	4,540,447.28
Illinois Park District Liquid Asset Fund	201,823.49	202,001.34	202,618.11	203,463.71	204,418.29	205,111.75
Illinois Metropolitan Investment Fund	6,173,217.58	3,651,577.74	2,873,214.58	5,260,907.91	5,521,385.12	4,644,382.01
Total Bank Balance	\$ 10,496,537.27	\$ 7,827,383.98	\$ 7,242,367.58	\$ 9,791,194.13	\$ 10,847,968.22	\$ 9,718,889.22
Illinois Metropolitan - Liquidating Trust (1)	\$ 274,552.46	\$ 274,552.46	\$ 248,777.11	\$ 248,777.11	\$ 248,777.11	\$ 248,777.11
Interest Rates						
Bridgeview Bank - CD (2)	1.15%	1.15%	1.15%	1.15%	1.15%	-
Illinois Funds - 9347	1.09%	1.19%	1.47%	1.85%	2.02%	2.23%
Illinois Park District Liquid Asset Fund	0.94%	1.04%	1.33%	1.77%	1.88%	2.07%
Illinois Metropolitan Investment Fund	1.17%	1.29%	1.47%	1.81%	1.91%	2.11%
Interest (3)						
Bridgeview Bank - CD (2)	242.29	\$ 234.48	\$ 242.29	\$ 234.48	\$ 234.48	\$ -
Illinois Funds - 9347	2,977.94	3,366.86	4,226.09	5,248.52	7,475.78	8,300.03
Illinois Park District Liquid Asset Fund	155.62	177.85	229.39	295.81	315.18	348.28
Illinois Metropolitan Investment Fund	6,029.53	4,558.12	3,651.31	7,481.12	8,527.44	7,947.22
Total Interest	\$ 9,405.38	\$ 8,337.31	\$ 8,349.08	\$ 13,259.93	\$ 16,552.88	\$ 16,595.53

(1) The account value stated reflects the amount of funds yet to be recovered and does not represent the current market value of the asset.

(2) 18-month Certificate of Deposit matured in November 2018. For reporting purposes, interest is estimated monthly. Interest is disbursed to the park district quarterly.

(3) Interest shown is for only the month stated.



General Ledger
Consolidated Budget By
Account Type



User: ncinquegrani
Printed: 1/9/2019 1:14:56 PM
Period 11 - 11
Fiscal Year 2017 - 2018

Description	2017 Period Amt	2017 End Bal	2017 Budget	2018 Period Amt	2018 End Bal	2018 Budget
Revenue						
Property Tax Receipts	<u>81,523.45</u>	<u>6,264,119.96</u>	<u>6,244,988.19</u>	<u>20,078.32</u>	<u>5,078,242.18</u>	<u>5,068,838.36</u>
Other Taxes	<u>0.00</u>	<u>150,852.33</u>	<u>137,000.00</u>	<u>0.00</u>	<u>136,281.08</u>	<u>151,800.00</u>
Charges for Services	<u>80,261.11</u>	<u>1,849,527.89</u>	<u>1,797,255.00</u>	<u>72,438.50</u>	<u>1,849,813.72</u>	<u>1,991,865.00</u>
Program Fees	<u>20,316.87</u>	<u>3,710,645.88</u>	<u>3,802,955.74</u>	<u>16,385.49</u>	<u>3,897,624.14</u>	<u>3,828,538.00</u>
Rentals	<u>15,468.26</u>	<u>540,447.09</u>	<u>569,800.00</u>	<u>20,784.06</u>	<u>589,119.84</u>	<u>607,864.00</u>
Concessions	<u>-34.00</u>	<u>68,884.64</u>	<u>84,200.00</u>	<u>200.00</u>	<u>77,804.07</u>	<u>80,300.00</u>
Product Sales	<u>10.00</u>	<u>80.00</u>	<u>0.00</u>	<u>10.00</u>	<u>155.00</u>	<u>0.00</u>
Interest Income	<u>9,745.74</u>	<u>69,198.67</u>	<u>19,600.00</u>	<u>17,148.11</u>	<u>159,425.56</u>	<u>37,500.00</u>
Licenses & Permits	<u>260.00</u>	<u>14,005.00</u>	<u>7,380.00</u>	<u>420.00</u>	<u>14,210.00</u>	<u>12,630.00</u>
Grants & Donations	<u>0.00</u>	<u>125,506.81</u>	<u>585,000.00</u>	<u>0.00</u>	<u>80,090.96</u>	<u>317,092.00</u>
Miscellaneous Income	<u>0.25</u>	<u>69,456.88</u>	<u>36,950.00</u>	<u>-4,303.70</u>	<u>151,254.65</u>	<u>68,700.00</u>
Transfers Received	<u>0.00</u>	<u>2,885,041.00</u>	<u>2,885,041.00</u>	<u>0.00</u>	<u>2,786,061.00</u>	<u>2,761,061.00</u>
Chargeback Revenue	<u>0.00</u>	<u>492,878.50</u>	<u>492,879.00</u>	<u>0.00</u>	<u>500,866.80</u>	<u>503,259.00</u>
Revenue	207,551.68	16,240,644.65	16,663,048.93	143,160.78	15,320,949.00	15,429,447.36

Description	2017 Period Amt	2017 End Bal	2017 Budget	2018 Period Amt	2018 End Bal	2018 Budget
<i>Expense</i>						
Salaries & Wages	<u>186,857.30</u>	<u>2,484,497.42</u>	<u>3,003,541.00</u>	<u>289,305.00</u>	<u>2,709,271.72</u>	<u>3,117,978.00</u>
Salaries & Wages - Programs	<u>45,274.18</u>	<u>701,029.29</u>	<u>793,618.75</u>	<u>61,719.75</u>	<u>738,743.05</u>	<u>797,053.00</u>
Contractual Labor	<u>0.00</u>	<u>9,821.11</u>	<u>10,000.00</u>	<u>0.00</u>	<u>2,984.23</u>	<u>10,000.00</u>
Contractual Services - Other	<u>38,474.02</u>	<u>397,805.40</u>	<u>560,920.00</u>	<u>66,221.17</u>	<u>466,549.69</u>	<u>559,239.00</u>
Contractual Services- Programs	<u>110,668.51</u>	<u>1,000,142.31</u>	<u>1,208,751.78</u>	<u>154,567.06</u>	<u>1,096,691.74</u>	<u>1,238,397.00</u>
Materials & Supplies	<u>17,736.02</u>	<u>296,592.77</u>	<u>421,180.00</u>	<u>26,209.04</u>	<u>324,676.88</u>	<u>408,803.00</u>
Materials & Supplies -Programs	<u>16,268.52</u>	<u>309,796.31</u>	<u>409,960.13</u>	<u>26,428.88</u>	<u>393,571.88</u>	<u>399,629.00</u>
Computer SoftHardware Equip.	<u>9.33</u>	<u>8,834.17</u>	<u>22,000.00</u>	<u>203.87</u>	<u>7,499.29</u>	<u>22,000.00</u>
Other Equipment	<u>16,335.41</u>	<u>114,954.39</u>	<u>130,250.00</u>	<u>20,958.12</u>	<u>132,080.63</u>	<u>118,200.00</u>
Building & Landscaping	<u>3,535.88</u>	<u>49,501.11</u>	<u>131,925.00</u>	<u>14,897.07</u>	<u>81,667.37</u>	<u>116,925.00</u>
Insurance Expenses (PCL)	<u>13,198.63</u>	<u>136,243.77</u>	<u>188,289.27</u>	<u>13,095.11</u>	<u>135,178.60</u>	<u>186,400.00</u>
Employment Expenses	<u>66,683.66</u>	<u>772,307.48</u>	<u>1,031,041.00</u>	<u>82,373.80</u>	<u>803,763.25</u>	<u>1,063,400.00</u>
Utilities	<u>22,289.04</u>	<u>322,693.14</u>	<u>578,750.00</u>	<u>35,758.94</u>	<u>423,767.47</u>	<u>602,250.00</u>
Capital	<u>315,658.96</u>	<u>2,172,515.54</u>	<u>2,866,776.00</u>	<u>233,223.37</u>	<u>1,949,887.36</u>	<u>2,024,804.00</u>
Debt Service	<u>0.00</u>	<u>75,894.17</u>	<u>2,448,311.00</u>	<u>0.00</u>	<u>46,267.50</u>	<u>1,158,900.00</u>
Miscellaneous Expenses	<u>22,541.25</u>	<u>285,439.70</u>	<u>338,683.40</u>	<u>24,954.88</u>	<u>313,301.76</u>	<u>364,571.00</u>
Transfers Out	<u>0.00</u>	<u>2,885,041.00</u>	<u>2,885,041.00</u>	<u>0.00</u>	<u>2,786,061.00</u>	<u>2,761,061.00</u>
Chargebacks & Indirect Expense	<u>0.00</u>	<u>491,810.00</u>	<u>491,810.00</u>	<u>0.00</u>	<u>500,866.80</u>	<u>503,258.80</u>
<i>Expense</i>	<u>875,530.71</u>	<u>12,514,919.08</u>	<u>17,520,848.33</u>	<u>1,049,916.06</u>	<u>12,912,830.22</u>	<u>15,452,868.80</u>

Description	2017 Period Amt	2017 End Bal	2017 Budget	2018 Period Amt	2018 End Bal	2018 Budget
Revenue Total	207,551.68	16,240,644.65	16,663,048.93	143,160.78	15,320,949.00	15,429,447.36
Expense Total	875,530.71	12,514,919.08	17,520,848.33	1,049,916.06	12,912,830.22	15,452,868.80
Grand Total	-667,979.03	3,725,725.57	-857,799.40	-906,755.28	2,408,118.78	-23,421.44

General Ledger
Consolidated Budget By
Account Type



User: ncinquegrani
Printed: 1/9/2019 1:14:44 PM
Period 11 - 11
Fiscal Year 2017 - 2018

Fund	Description	2017 End Bal	2017 Budget	2018 End Bal	2018 Budget
10	Corporate Fund				
10	Revenue				
10	Property Tax Receipts	2,090,773.17	2,103,300.00	2,080,944.18	2,108,000.00
10	Other Taxes	75,426.17	68,500.00	68,140.55	75,900.00
10	Charges for Services	0.00	0.00	0.00	0.00
10	Rentals	0.00	0.00	0.00	0.00
10	Interest Income	18,140.11	5,000.00	38,315.73	10,000.00
10	Grants & Donations	0.00	0.00	0.00	0.00
10	Miscellaneous Income	3,283.18	200.00	2,211.79	200.00
10	Transfers Received	76,874.00	76,874.00	78,530.00	78,530.00
10	Chargeback Revenue	0.00	0.00	0.00	0.00
10	Revenue	2,264,496.63	2,253,874.00	2,268,142.25	2,272,630.00
10	Expense				
10	Salaries & Wages	852,952.47	1,090,559.00	911,358.59	1,178,674.00
10	Contractual Labor	9,821.11	10,000.00	2,984.23	10,000.00
10	Contractual Services - Other	118,727.73	202,585.00	136,629.04	210,392.00
10	Materials & Supplies	96,218.35	199,250.00	99,034.90	184,700.00
10	Computer SoftHardware Equip.	743.62	11,500.00	3,174.92	11,500.00
10	Other Equipment	275.99	3,350.00	654.63	3,300.00
10	Building & Landscaping	47,517.40	114,500.00	66,376.49	103,500.00
10	Insurance Expenses (PCL)	136,243.77	188,289.27	135,178.60	186,400.00
10	Employment Expenses	313,279.05	460,185.00	324,463.94	472,500.00
10	Utilities	35,318.94	50,360.00	36,879.10	51,150.00
10	Capital	1,692.50	2,500.00	449.77	2,500.00
10	Miscellaneous Expenses	16,252.99	40,690.00	20,193.58	46,030.00
10	Transfers Out	77,374.00	77,374.00	102,374.00	102,374.00
10	Expense	1,706,417.92	2,451,142.27	1,839,751.79	2,563,020.00
Revenue Total		2,264,496.63	2,253,874.00	2,268,142.25	2,272,630.00
Expense Total		1,706,417.92	2,451,142.27	1,839,751.79	2,563,020.00
Grand Total		558,078.71	-197,268.27	428,390.46	-290,390.00
10	Corporate Fund	558,078.71	-197,268.27	428,390.46	-290,390.00

General Ledger
Consolidated Budget By
Account Type



User: ncinquegrani
Printed: 1/9/2019 1:14:44 PM
Period 11 - 11
Fiscal Year 2017 - 2018

Fund	Description	2017 End Bal	2017 Budget	2018 End Bal	2018 Budget
20	Recreation Fund				
20	Revenue				
20	Property Tax Receipts	1,097,622.00	1,097,394.19	1,186,629.00	1,169,502.36
20	Other Taxes	75,426.16	68,500.00	68,140.53	75,900.00
20	Charges for Services	1,849,607.89	1,797,255.00	1,849,813.72	1,991,865.00
20	Program Fees	3,717,886.07	3,811,655.74	3,897,624.14	3,828,538.00
20	Rentals	540,447.09	569,800.00	589,119.84	607,864.00
20	Concessions	68,884.64	84,200.00	77,804.07	80,300.00
20	Product Sales	80.00	0.00	155.00	0.00
20	Interest Income	40,385.30	7,500.00	100,995.32	20,000.00
20	Licenses & Permits	14,005.00	7,380.00	14,210.00	12,630.00
20	Grants & Donations	16,373.26	11,000.00	24,716.51	13,000.00
20	Miscellaneous Income	9,170.12	15,200.00	106,846.43	8,500.00
20	Transfers Received	0.00	0.00	0.00	0.00
20	Chargeback Revenue	492,878.50	492,879.00	500,866.80	503,259.00
20	Revenue	7,922,766.03	7,962,763.93	8,416,921.36	8,311,358.36
20	Expense				
20	Salaries & Wages	1,595,768.91	1,872,982.00	1,752,503.35	1,896,804.00
20	Salaries & Wages - Programs	701,284.29	793,618.75	738,743.05	797,053.00
20	Contractual Services - Other	279,336.67	358,335.00	329,920.65	348,847.00
20	Contractual Services- Programs	1,000,142.31	1,214,841.78	1,096,691.74	1,238,397.00
20	Materials & Supplies	200,799.12	222,210.00	225,641.98	224,103.00
20	Materials & Supplies -Programs	314,806.80	409,960.13	393,571.88	399,629.00
20	Computer SoftHardware Equip.	8,090.55	10,500.00	4,324.37	10,500.00
20	Other Equipment	19,675.25	11,900.00	20,283.91	19,900.00
20	Building & Landscaping	1,983.71	17,425.00	15,290.88	13,425.00
20	Employment Expenses	447,986.43	555,556.00	466,774.85	574,700.00
20	Utilities	287,374.20	528,390.00	386,888.37	551,100.00
20	Capital	0.00	0.00	0.00	0.00
20	Debt Service	0.00	0.00	0.00	0.00
20	Miscellaneous Expenses	269,186.71	297,993.40	293,108.18	318,541.00
20	Transfers Out	1,291,852.00	1,291,852.00	1,773,508.00	1,768,508.00
20	Chargebacks & Indirect Expense	492,878.50	492,878.50	500,866.80	503,258.80
20	Expense	6,911,165.45	8,078,442.56	7,998,118.01	8,664,765.80
Revenue Total		7,922,766.03	7,962,763.93	8,416,921.36	8,311,358.36
Expense Total		6,911,165.45	8,078,442.56	7,998,118.01	8,664,765.80
Grand Total		1,011,600.58	-115,678.63	418,803.35	-353,407.44
20	Recreation Fund	1,011,600.58	-115,678.63	418,803.35	-353,407.44

General Ledger
Consolidated Budget By
Account Type



User: ncinquegrani
Printed: 1/9/2019 1:14:44 PM
Period 11 - 11
Fiscal Year 2017 - 2018

Fund	Description	2017 End Bal	2017 Budget	2018 End Bal	2018 Budget
45	Debt Service Fund				
45	Revenue				
45	Property Tax Receipts	2,446,420.49	2,444,655.00	1,153,438.87	1,155,900.00
45	Interest Income	1,000.00	1,000.00	1,000.00	1,000.00
45	Debt Proceeds	0.00	0.00	0.00	0.00
45	Transfers Received	<u>0.00</u>	<u>0.00</u>	<u>0.00</u>	<u>0.00</u>
45	Revenue	2,447,420.49	2,445,655.00	1,154,438.87	1,156,900.00
45	Expense				
45	Debt Service	75,894.17	2,448,311.00	46,267.50	1,158,900.00
45	Transfers Out	<u>1,000.00</u>	<u>1,000.00</u>	<u>21,000.00</u>	<u>1,000.00</u>
45	Expense	76,894.17	2,449,311.00	67,267.50	1,159,900.00
Revenue Total		2,447,420.49	2,445,655.00	1,154,438.87	1,156,900.00
Expense Total		76,894.17	2,449,311.00	67,267.50	1,159,900.00
Grand Total		2,370,526.32	-3,656.00	1,087,171.37	-3,000.00
45	Debt Service Fund	2,370,526.32	-3,656.00	1,087,171.37	-3,000.00

General Ledger
Consolidated Budget By
Account Type



User: ncinquegrani
Printed: 1/9/2019 1:14:44 PM
Period 11 - 11
Fiscal Year 2017 - 2018

Fund	Description	2017 End Bal	2017 Budget	2018 End Bal	2018 Budget
55	Special Recreation Fund				
55	Revenue				
55	Property Tax Receipts	629,304.30	599,639.00	657,230.13	635,436.00
55	Interest Income	0.00	0.00	667.69	0.00
55	Transfers Received	0.00	<u>0.00</u>	0.00	<u>0.00</u>
55	Revenue	629,304.30	599,639.00	657,897.82	635,436.00
55	Expense				
55	Salaries & Wages	35,937.29	40,000.00	45,409.78	42,500.00
55	Employment Expenses	11,042.00	15,300.00	12,524.46	16,200.00
55	Capital	364,277.63	571,544.00	330,932.73	509,404.00
55	Transfers Out	0.00	<u>0.00</u>	0.00	<u>0.00</u>
55	Expense	411,256.92	626,844.00	388,866.97	568,104.00
Revenue Total		629,304.30	599,639.00	657,897.82	635,436.00
Expense Total		411,256.92	626,844.00	388,866.97	568,104.00
Grand Total		218,047.38	-27,205.00	269,030.85	67,332.00
55	Special Recreation Fund	218,047.38	-27,205.00	269,030.85	67,332.00

General Ledger
Consolidated Budget By
Account Type



User: ncinquegrani
Printed: 1/9/2019 1:14:44 PM
Period 11 - 11
Fiscal Year 2017 - 2018

Fund	Description	2017 End Bal	2017 Budget	2018 End Bal	2018 Budget
85	Asset Replacement Fund				
85	Revenue				
85	Property Tax Receipts	0.00	0.00	0.00	0.00
85	Rentals	40,000.00	40,000.00	0.00	0.00
85	Interest Income	0.00	0.00	5,023.42	0.00
85	Grants & Donations	0.00	35,000.00	25,000.00	35,000.00
85	Miscellaneous Income	4,870.00	2,000.00	19,250.00	40,000.00
85	Transfers Received	1,393,167.00	1,393,167.00	1,902,531.00	1,897,531.00
85	Revenue	1,438,037.00	1,470,167.00	1,951,804.42	1,972,531.00
85	Expense				
85	Other Equipment	95,003.15	115,000.00	111,142.09	95,000.00
85	Capital	90,606.61	107,500.00	240,703.08	259,000.00
85	Transfers Out	1,415,000.00	1,415,000.00	785,000.00	785,000.00
85	Expense	1,600,609.76	1,637,500.00	1,136,845.17	1,139,000.00
Revenue Total		1,438,037.00	1,470,167.00	1,951,804.42	1,972,531.00
Expense Total		1,600,609.76	1,637,500.00	1,136,845.17	1,139,000.00
Grand Total		-162,572.76	-167,333.00	814,959.25	833,531.00
85	Asset Replacement Fund	-162,572.76	-167,333.00	814,959.25	833,531.00

General Ledger
Consolidated Budget By
Account Type



User: ncinquegrani
Printed: 1/9/2019 1:14:44 PM
Period 11 - 11
Fiscal Year 2017 - 2018

Fund	Description	2017 End Bal	2017 Budget	2018 End Bal	2018 Budget
94	Capital Improvements Fund				
94	Revenue				
94	Interest Income	9,673.26	6,000.00	12,906.60	6,000.00
94	Grants & Donations	109,133.55	539,000.00	30,374.45	269,092.00
94	Debt Proceeds	1,649.49	0.00	0.00	0.00
94	Miscellaneous Income	6,827.22	0.00	10,525.23	0.00
94	Transfers Received	<u>1,415,000.00</u>	<u>1,415,000.00</u>	<u>805,000.00</u>	<u>785,000.00</u>
94	Revenue	1,542,283.52	1,960,000.00	858,806.28	1,060,092.00
94	Expense				
94	Capital	1,701,259.05	2,480,232.00	1,346,792.26	1,143,900.00
94	Debt Service	0.00	0.00	0.00	0.00
94	Transfers Out	<u>99,815.00</u>	<u>99,815.00</u>	<u>104,179.00</u>	<u>104,179.00</u>
94	Expense	1,801,074.05	2,580,047.00	1,450,971.26	1,248,079.00
Revenue Total		1,542,283.52	1,960,000.00	858,806.28	1,060,092.00
Expense Total		1,801,074.05	2,580,047.00	1,450,971.26	1,248,079.00
Grand Total		-258,790.53	-620,047.00	-592,164.98	-187,987.00
94	Capital Improvements Fund	-258,790.53	-620,047.00	-592,164.98	-187,987.00

General Ledger
 Consolidated Budget By
 Account Type



User: ncinquegrani
 Printed: 1/9/2019 1:14:44 PM
 Period 11 - 11
 Fiscal Year 2017 - 2018

Fund	Description	2017 End Bal	2017 Budget	2018 End Bal	2018 Budget
96	Cash In Lieu of Land Fund				
96	Revenue				
96	Interest Income	0.00	100.00	516.80	500.00
96	Miscellaneous Income	<u>45,267.36</u>	<u>20,000.00</u>	<u>12,421.20</u>	<u>20,000.00</u>
96	Revenue	45,267.36	20,100.00	12,938.00	20,500.00
96	Expense				
96	Capital	<u>241,796.44</u>	<u>205,000.00</u>	<u>31,009.52</u>	<u>110,000.00</u>
96	Expense	241,796.44	205,000.00	31,009.52	110,000.00
Revenue Total		45,267.36	20,100.00	12,938.00	20,500.00
Expense Total		241,796.44	205,000.00	31,009.52	110,000.00
Grand Total		-196,529.08	-184,900.00	-18,071.52	-89,500.00
96	Cash In Lieu of Land Fund	-196,529.08	-184,900.00	-18,071.52	-89,500.00

General Ledger
 Consolidated Budget By
 Account Type



User: ncinquegrani
 Printed: 1/9/2019 1:14:44 PM
 Period 11 - 11
 Fiscal Year 2017 - 2018

Fund	Description	2017 End Bal	2017 Budget	2018 End Bal	2018 Budget
Revenue Total		16,289,575.33	16,712,198.93	15,320,949.00	15,429,447.36
Expense Total		12,749,214.71	18,028,286.83	12,912,830.22	15,452,868.80
Grand Total		3,540,360.62	-1,316,087.90	2,408,118.78	-23,421.44

Glen Ellyn Park District

Investment Report

December 31, 2018

Bank Balances	Prior Year December 2017	1st Quarter March 2018	2nd Quarter June 2018	3rd Quarter September 2018	Current Year December 2018
Wheaton/Glen Ellyn Bank & Trust	\$ 386,154.57	\$ 537,087.27	\$ 623,151.28	\$ 371,341.46	\$ 543,377.18
Bridgeview Bank - CD (2)	248,069.05	248,069.05	248,069.05	248,069.05	-
Illinois Funds - 9347	3,339,581.28	3,381,378.57	3,455,602.18	4,502,754.30	4,554,583.59
Illinois Park District Liquid Asset Fund	202,001.34	202,618.11	203,463.71	204,418.29	205,491.14
Illinois Metropolitan Investment Fund	3,651,577.74	2,873,214.58	5,260,907.91	5,521,385.12	3,073,774.80
Total Bank Balance	\$ 7,827,383.98	\$ 7,242,367.58	\$ 9,791,194.13	\$ 10,847,968.22	\$ 8,377,226.71
Illinois Metropolitan - Liquidating Trust (1)	\$ 274,552.46	\$ 248,777.11	\$ 248,777.11	\$ 248,777.11	\$ 248,777.11
Interest Rates					
Bridgeview Bank - CD (2)	1.15%	1.15%	1.15%	1.15%	-
Illinois Funds - 9347	1.19%	1.47%	1.85%	2.02%	2.33%
Illinois Park District Liquid Asset Fund	1.04%	1.33%	1.77%	1.88%	2.18%
Illinois Metropolitan Investment Fund	1.29%	1.47%	1.81%	1.91%	2.21%
Interest (3)					
Bridgeview Bank - CD (2)	\$ 234.48	\$ 242.29	\$ 234.48	\$ 234.48	\$ -
Illinois Funds - 9347	3,366.86	4,226.09	5,248.52	7,475.78	8,982.09
Illinois Park District Liquid Asset Fund	177.85	229.39	295.81	315.18	379.39
Illinois Metropolitan Investment Fund	4,558.12	3,651.31	7,481.12	8,527.44	6,577.06
Total Interest	\$ 8,337.31	\$ 8,349.08	\$ 13,259.93	\$ 16,552.88	\$ 15,938.54

(1) The account value stated reflects the amount of funds yet to be recovered and does not represent the current market value of the asset.

(2) 18-month Certificate of Deposit matured in November 2018. For reporting purposes, interest is estimated monthly. Interest is disbursed to the park district quarterly.

(3) Interest shown is for only the month stated.



General Ledger
Consolidated Budget By
Account Type



User: ncinquegrani
Printed: 1/9/2019 1:15:57 PM
Period 12 - 12
Fiscal Year 2017 - 2018

Description	2017 Period Amt	2017 End Bal	2017 Budget	2018 Period Amt	2018 End Bal	2018 Budget
Revenue						
Property Tax Receipts	<u>50,032.04</u>	<u>6,314,152.00</u>	<u>6,244,988.19</u>	<u>34,440.73</u>	<u>5,112,682.91</u>	<u>5,068,838.36</u>
Other Taxes	<u>4,722.66</u>	<u>155,574.99</u>	<u>137,000.00</u>	<u>5,154.22</u>	<u>141,435.30</u>	<u>151,800.00</u>
Charges for Services	<u>64,373.01</u>	<u>1,913,900.90</u>	<u>1,797,255.00</u>	<u>66,582.41</u>	<u>1,916,396.13</u>	<u>1,991,865.00</u>
Program Fees	<u>-197,132.24</u>	<u>3,513,513.64</u>	<u>3,802,955.74</u>	<u>-27,483.52</u>	<u>3,870,140.62</u>	<u>3,828,538.00</u>
Rentals	<u>31,290.46</u>	<u>571,737.55</u>	<u>569,800.00</u>	<u>8,544.92</u>	<u>597,664.76</u>	<u>607,864.00</u>
Concessions	<u>277.00</u>	<u>69,161.64</u>	<u>84,200.00</u>	<u>79.26</u>	<u>77,883.33</u>	<u>80,300.00</u>
Product Sales	<u>0.00</u>	<u>80.00</u>	<u>0.00</u>	<u>40.00</u>	<u>195.00</u>	<u>0.00</u>
Interest Income	<u>8,342.83</u>	<u>77,541.50</u>	<u>19,600.00</u>	<u>15,790.38</u>	<u>175,215.94</u>	<u>37,500.00</u>
Licenses & Permits	<u>420.00</u>	<u>14,425.00</u>	<u>7,380.00</u>	<u>420.00</u>	<u>14,630.00</u>	<u>12,630.00</u>
Grants & Donations	<u>425,010.46</u>	<u>550,517.27</u>	<u>585,000.00</u>	<u>37,767.00</u>	<u>117,857.96</u>	<u>317,092.00</u>
Miscellaneous Income	<u>1,751.37</u>	<u>71,208.25</u>	<u>36,950.00</u>	<u>1,579.97</u>	<u>152,834.62</u>	<u>68,700.00</u>
Transfers Received	<u>10,000.00</u>	<u>2,895,041.00</u>	<u>2,885,041.00</u>	<u>0.00</u>	<u>2,786,061.00</u>	<u>2,761,061.00</u>
Chargeback Revenue	<u>-29,073.50</u>	<u>463,805.00</u>	<u>492,879.00</u>	<u>0.00</u>	<u>500,866.80</u>	<u>503,259.00</u>
Revenue	370,014.09	16,610,658.74	16,663,048.93	142,915.37	15,463,864.37	15,429,447.36

Description	2017 Period Amt	2017 End Bal	2017 Budget	2018 Period Amt	2018 End Bal	2018 Budget
<i>Expense</i>						
Salaries & Wages	<u>353,864.03</u>	<u>2,838,361.45</u>	<u>3,003,541.00</u>	<u>208,995.61</u>	<u>2,918,267.33</u>	<u>3,117,978.00</u>
Salaries & Wages - Programs	<u>65,042.40</u>	<u>766,071.69</u>	<u>793,618.75</u>	<u>55,899.71</u>	<u>794,642.76</u>	<u>797,053.00</u>
Contractual Labor	<u>1,061.30</u>	<u>10,882.41</u>	<u>10,000.00</u>	<u>0.00</u>	<u>2,984.23</u>	<u>10,000.00</u>
Contractual Services - Other	<u>85,824.26</u>	<u>483,629.66</u>	<u>560,920.00</u>	<u>22,917.79</u>	<u>489,467.48</u>	<u>559,239.00</u>
Contractual Services- Programs	<u>99,314.62</u>	<u>1,099,456.93</u>	<u>1,208,751.78</u>	<u>16,959.82</u>	<u>1,113,651.56</u>	<u>1,238,397.00</u>
Materials & Supplies	<u>64,937.48</u>	<u>361,530.25</u>	<u>421,180.00</u>	<u>12,323.41</u>	<u>337,000.29</u>	<u>408,803.00</u>
Materials & Supplies -Programs	<u>29,016.43</u>	<u>338,812.74</u>	<u>409,960.13</u>	<u>11,295.07</u>	<u>404,866.95</u>	<u>399,629.00</u>
Computer SoftHardware Equip.	<u>2,994.87</u>	<u>11,829.04</u>	<u>22,000.00</u>	<u>305.15</u>	<u>7,804.44</u>	<u>22,000.00</u>
Other Equipment	<u>26,109.05</u>	<u>141,063.44</u>	<u>130,250.00</u>	<u>2,115.22</u>	<u>134,195.85</u>	<u>118,200.00</u>
Building & Landscaping	<u>48,157.69</u>	<u>97,658.80</u>	<u>131,925.00</u>	<u>6,549.01</u>	<u>88,216.38</u>	<u>116,925.00</u>
Insurance Expenses (PCL)	<u>25,907.26</u>	<u>162,151.03</u>	<u>188,289.27</u>	<u>13,095.11</u>	<u>148,273.71</u>	<u>186,400.00</u>
Employment Expenses	<u>127,731.22</u>	<u>900,038.70</u>	<u>1,031,041.00</u>	<u>70,395.74</u>	<u>874,158.99</u>	<u>1,063,400.00</u>
Utilities	<u>255,325.04</u>	<u>578,018.18</u>	<u>578,750.00</u>	<u>26,613.35</u>	<u>450,380.82</u>	<u>602,250.00</u>
Capital	<u>-27,186.63</u>	<u>2,145,328.91</u>	<u>2,866,776.00</u>	<u>1,699.17</u>	<u>1,951,586.53</u>	<u>2,024,804.00</u>
Debt Service	<u>2,370,294.79</u>	<u>2,446,188.96</u>	<u>2,448,311.00</u>	<u>1,110,925.00</u>	<u>1,157,192.50</u>	<u>1,158,900.00</u>
Miscellaneous Expenses	<u>26,235.97</u>	<u>311,675.67</u>	<u>338,683.40</u>	<u>13,871.47</u>	<u>327,173.23</u>	<u>364,571.00</u>
Transfers Out	<u>10,000.00</u>	<u>2,895,041.00</u>	<u>2,885,041.00</u>	<u>0.00</u>	<u>2,786,061.00</u>	<u>2,761,061.00</u>
Chargebacks & Indirect Expense	<u>-28,005.00</u>	<u>463,805.00</u>	<u>491,810.00</u>	<u>0.00</u>	<u>500,866.80</u>	<u>503,258.80</u>
<i>Expense</i>	<u>3,536,624.78</u>	<u>16,051,543.86</u>	<u>17,520,848.33</u>	<u>1,573,960.63</u>	<u>14,486,790.85</u>	<u>15,452,868.80</u>

Description	2017 Period Amt	2017 End Bal	2017 Budget	2018 Period Amt	2018 End Bal	2018 Budget
Revenue Total	370,014.09	16,610,658.74	16,663,048.93	142,915.37	15,463,864.37	15,429,447.36
Expense Total	3,536,624.78	16,051,543.86	17,520,848.33	1,573,960.63	14,486,790.85	15,452,868.80
Grand Total	-3,166,610.69	559,114.88	-857,799.40	-1,431,045.26	977,073.52	-23,421.44

General Ledger
Consolidated Budget By
Account Type



User: ncinquegrani
Printed: 1/9/2019 1:15:41 PM
Period 12 - 12
Fiscal Year 2017 - 2018

Fund	Description	2017 End Bal	2017 Budget	2018 End Bal	2018 Budget
10	Corporate Fund				
10	Revenue				
10	Property Tax Receipts	2,107,492.80	2,103,300.00	2,095,052.61	2,108,000.00
10	Other Taxes	77,787.50	68,500.00	70,717.66	75,900.00
10	Charges for Services	0.00	0.00	0.00	0.00
10	Rentals	0.00	0.00	0.00	0.00
10	Interest Income	20,709.85	5,000.00	41,695.12	10,000.00
10	Grants & Donations	0.00	0.00	0.00	0.00
10	Miscellaneous Income	2,312.55	200.00	3,894.01	200.00
10	Transfers Received	76,874.00	76,874.00	78,530.00	78,530.00
10	Chargeback Revenue	0.00	0.00	0.00	0.00
10	Revenue	2,285,176.70	2,253,874.00	2,289,889.40	2,272,630.00
10	Expense				
10	Salaries & Wages	976,378.34	1,090,559.00	986,430.08	1,178,674.00
10	Contractual Labor	10,882.41	10,000.00	2,984.23	10,000.00
10	Contractual Services - Other	149,182.38	202,585.00	147,334.75	210,392.00
10	Materials & Supplies	143,143.01	199,250.00	107,132.22	184,700.00
10	Computer SoftHardware Equip.	3,298.54	11,500.00	3,480.07	11,500.00
10	Other Equipment	275.99	3,350.00	654.63	3,300.00
10	Building & Landscaping	93,532.72	114,500.00	70,465.50	103,500.00
10	Insurance Expenses (PCL)	162,151.03	188,289.27	148,273.71	186,400.00
10	Employment Expenses	368,627.36	460,185.00	352,682.05	472,500.00
10	Utilities	44,259.23	50,360.00	37,697.43	51,150.00
10	Capital	2,159.08	2,500.00	823.94	2,500.00
10	Miscellaneous Expenses	19,831.39	40,690.00	20,834.71	46,030.00
10	Transfers Out	77,374.00	77,374.00	102,374.00	102,374.00
10	Expense	2,051,095.48	2,451,142.27	1,981,167.32	2,563,020.00
	Revenue Total	2,285,176.70	2,253,874.00	2,289,889.40	2,272,630.00
	Expense Total	2,051,095.48	2,451,142.27	1,981,167.32	2,563,020.00
	Grand Total	234,081.22	-197,268.27	308,722.08	-290,390.00
10	Corporate Fund	234,081.22	-197,268.27	308,722.08	-290,390.00

General Ledger
Consolidated Budget By
Account Type



User: ncinquegrani
Printed: 1/9/2019 1:15:41 PM
Period 12 - 12
Fiscal Year 2017 - 2018

Fund	Description	2017 End Bal	2017 Budget	2018 End Bal	2018 Budget
20	Recreation Fund				
20	Revenue				
20	Property Tax Receipts	1,106,383.42	1,097,394.19	1,194,678.55	1,169,502.36
20	Other Taxes	77,787.49	68,500.00	70,717.64	75,900.00
20	Charges for Services	1,913,980.90	1,797,255.00	1,916,396.13	1,991,865.00
20	Program Fees	3,520,373.13	3,811,655.74	3,870,140.62	3,828,538.00
20	Rentals	571,737.55	569,800.00	597,664.76	607,864.00
20	Concessions	69,161.64	84,200.00	77,883.33	80,300.00
20	Product Sales	80.00	0.00	195.00	0.00
20	Interest Income	45,500.27	7,500.00	112,829.25	20,000.00
20	Licenses & Permits	14,425.00	7,380.00	14,630.00	12,630.00
20	Grants & Donations	16,383.72	11,000.00	26,916.51	13,000.00
20	Miscellaneous Income	9,190.12	15,200.00	106,744.18	8,500.00
20	Transfers Received	0.00	0.00	0.00	0.00
20	Chargeback Revenue	463,805.00	492,879.00	500,866.80	503,259.00
20	Revenue	7,808,808.24	7,962,763.93	8,489,662.77	8,311,358.36
20	Expense				
20	Salaries & Wages	1,819,514.21	1,872,982.00	1,882,608.10	1,896,804.00
20	Salaries & Wages - Programs	766,422.69	793,618.75	794,642.76	797,053.00
20	Contractual Services - Other	334,706.28	358,335.00	342,132.73	348,847.00
20	Contractual Services- Programs	1,099,456.93	1,214,841.78	1,113,651.56	1,238,397.00
20	Materials & Supplies	218,811.94	222,210.00	229,868.07	224,103.00
20	Materials & Supplies -Programs	339,734.43	409,960.13	404,866.95	399,629.00
20	Computer SoftHardware Equip.	8,530.50	10,500.00	4,324.37	10,500.00
20	Other Equipment	25,787.45	11,900.00	22,399.13	19,900.00
20	Building & Landscaping	4,126.08	17,425.00	17,750.88	13,425.00
20	Employment Expenses	518,421.30	555,556.00	507,862.56	574,700.00
20	Utilities	533,758.95	528,390.00	412,683.39	551,100.00
20	Capital	0.00	0.00	0.00	0.00
20	Debt Service	0.00	0.00	0.00	0.00
20	Miscellaneous Expenses	291,844.28	297,993.40	306,338.52	318,541.00
20	Transfers Out	1,301,852.00	1,291,852.00	1,773,508.00	1,768,508.00
20	Chargebacks & Indirect Expense	463,805.00	492,878.50	500,866.80	503,258.80
20	Expense	7,726,772.04	8,078,442.56	8,313,503.82	8,664,765.80
Revenue Total		7,808,808.24	7,962,763.93	8,489,662.77	8,311,358.36
Expense Total		7,726,772.04	8,078,442.56	8,313,503.82	8,664,765.80
Grand Total		82,036.20	-115,678.63	176,158.95	-353,407.44
20	Recreation Fund	82,036.20	-115,678.63	176,158.95	-353,407.44

General Ledger
Consolidated Budget By
Account Type



User: ncinquegrani
Printed: 1/9/2019 1:15:41 PM
Period 12 - 12
Fiscal Year 2017 - 2018

Fund	Description	2017 End Bal	2017 Budget	2018 End Bal	2018 Budget
45	Debt Service Fund				
45	Revenue				
45	Property Tax Receipts	2,465,948.26	2,444,655.00	1,161,263.27	1,155,900.00
45	Interest Income	1,000.00	1,000.00	1,000.00	1,000.00
45	Debt Proceeds	0.00	0.00	0.00	0.00
45	Transfers Received	<u>0.00</u>	<u>0.00</u>	<u>0.00</u>	<u>0.00</u>
45	Revenue	2,466,948.26	2,445,655.00	1,162,263.27	1,156,900.00
45	Expense				
45	Debt Service	2,446,188.96	2,448,311.00	1,157,192.50	1,158,900.00
45	Transfers Out	<u>1,000.00</u>	<u>1,000.00</u>	<u>21,000.00</u>	<u>1,000.00</u>
45	Expense	2,447,188.96	2,449,311.00	1,178,192.50	1,159,900.00
Revenue Total		2,466,948.26	2,445,655.00	1,162,263.27	1,156,900.00
Expense Total		2,447,188.96	2,449,311.00	1,178,192.50	1,159,900.00
Grand Total		19,759.30	-3,656.00	-15,929.23	-3,000.00
45	Debt Service Fund	19,759.30	-3,656.00	-15,929.23	-3,000.00

General Ledger
Consolidated Budget By
Account Type



User: ncinquegrani
Printed: 1/9/2019 1:15:41 PM
Period 12 - 12
Fiscal Year 2017 - 2018

Fund	Description	2017 End Bal	2017 Budget	2018 End Bal	2018 Budget
55	Special Recreation Fund				
55	Revenue				
55	Property Tax Receipts	634,327.52	599,639.00	661,688.48	635,436.00
55	Interest Income	0.00	0.00	667.69	0.00
55	Transfers Received	0.00	<u>0.00</u>	0.00	<u>0.00</u>
55	Revenue	634,327.52	599,639.00	662,356.17	635,436.00
55	Expense				
55	Salaries & Wages	42,630.15	40,000.00	49,229.15	42,500.00
55	Employment Expenses	12,990.04	15,300.00	13,614.38	16,200.00
55	Capital	564,898.41	571,544.00	332,107.73	509,404.00
55	Transfers Out	0.00	<u>0.00</u>	0.00	<u>0.00</u>
55	Expense	620,518.60	626,844.00	394,951.26	568,104.00
Revenue Total		634,327.52	599,639.00	662,356.17	635,436.00
Expense Total		620,518.60	626,844.00	394,951.26	568,104.00
Grand Total		13,808.92	-27,205.00	267,404.91	67,332.00
55	Special Recreation Fund	13,808.92	-27,205.00	267,404.91	67,332.00

General Ledger
Consolidated Budget By
Account Type



User: ncinquegrani
Printed: 1/9/2019 1:15:41 PM
Period 12 - 12
Fiscal Year 2017 - 2018

Fund	Description	2017 End Bal	2017 Budget	2018 End Bal	2018 Budget
85	Asset Replacement Fund				
85	Revenue				
85	Property Tax Receipts	0.00	0.00	0.00	0.00
85	Rentals	40,000.00	40,000.00	0.00	0.00
85	Interest Income	0.00	0.00	5,023.42	0.00
85	Grants & Donations	25,000.00	35,000.00	25,000.00	35,000.00
85	Miscellaneous Income	25,840.00	2,000.00	19,250.00	40,000.00
85	Transfers Received	1,403,167.00	1,393,167.00	1,902,531.00	1,897,531.00
85	Revenue	1,494,007.00	1,470,167.00	1,951,804.42	1,972,531.00
85	Expense				
85	Other Equipment	115,000.00	115,000.00	111,142.09	95,000.00
85	Capital	102,594.75	107,500.00	240,703.08	259,000.00
85	Transfers Out	1,415,000.00	1,415,000.00	785,000.00	785,000.00
85	Expense	1,632,594.75	1,637,500.00	1,136,845.17	1,139,000.00
Revenue Total		1,494,007.00	1,470,167.00	1,951,804.42	1,972,531.00
Expense Total		1,632,594.75	1,637,500.00	1,136,845.17	1,139,000.00
Grand Total		-138,587.75	-167,333.00	814,959.25	833,531.00
85	Asset Replacement Fund	-138,587.75	-167,333.00	814,959.25	833,531.00

General Ledger
Consolidated Budget By
Account Type



User: ncinquegrani
Printed: 1/9/2019 1:15:41 PM
Period 12 - 12
Fiscal Year 2017 - 2018

Fund	Description	2017 End Bal	2017 Budget	2018 End Bal	2018 Budget
94	Capital Improvements Fund				
94	Revenue				
94	Interest Income	10,231.38	6,000.00	13,483.66	6,000.00
94	Grants & Donations	509,133.55	539,000.00	65,941.45	269,092.00
94	Debt Proceeds	1,649.49	0.00	0.00	0.00
94	Miscellaneous Income	8,818.22	0.00	10,525.23	0.00
94	Transfers Received	<u>1,415,000.00</u>	<u>1,415,000.00</u>	<u>805,000.00</u>	<u>785,000.00</u>
94	Revenue	1,944,832.64	1,960,000.00	894,950.34	1,060,092.00
94	Expense				
94	Capital	1,845,313.45	2,480,232.00	1,346,942.26	1,143,900.00
94	Debt Service	0.00	0.00	0.00	0.00
94	Transfers Out	<u>99,815.00</u>	<u>99,815.00</u>	<u>104,179.00</u>	<u>104,179.00</u>
94	Expense	1,945,128.45	2,580,047.00	1,451,121.26	1,248,079.00
Revenue Total		1,944,832.64	1,960,000.00	894,950.34	1,060,092.00
Expense Total		1,945,128.45	2,580,047.00	1,451,121.26	1,248,079.00
Grand Total		-295.81	-620,047.00	-556,170.92	-187,987.00
94	Capital Improvements Fund	-295.81	-620,047.00	-556,170.92	-187,987.00

General Ledger
Consolidated Budget By
Account Type



User: ncinquegrani
Printed: 1/9/2019 1:15:41 PM
Period 12 - 12
Fiscal Year 2017 - 2018

Fund	Description	2017 End Bal	2017 Budget	2018 End Bal	2018 Budget
96	Cash In Lieu of Land Fund				
96	Revenue				
96	Interest Income	100.00	100.00	516.80	500.00
96	Miscellaneous Income	45,267.36	<u>20,000.00</u>	12,421.20	<u>20,000.00</u>
96	Revenue	45,367.36	20,100.00	12,938.00	20,500.00
96	Expense				
96	Capital	80,000.00	<u>205,000.00</u>	31,009.52	<u>110,000.00</u>
96	Expense	80,000.00	205,000.00	31,009.52	110,000.00
Revenue Total		45,367.36	20,100.00	12,938.00	20,500.00
Expense Total		80,000.00	205,000.00	31,009.52	110,000.00
Grand Total		-34,632.64	-184,900.00	-18,071.52	-89,500.00
96	Cash In Lieu of Land Fund	-34,632.64	-184,900.00	-18,071.52	-89,500.00

General Ledger
 Consolidated Budget By
 Account Type



User: ncinquegrani
 Printed: 1/9/2019 1:15:41 PM
 Period 12 - 12
 Fiscal Year 2017 - 2018

Fund	Description	2017 End Bal	2017 Budget	2018 End Bal	2018 Budget
Revenue Total		16,679,467.72	16,712,198.93	15,463,864.37	15,429,447.36
Expense Total		16,503,298.28	18,028,286.83	14,486,790.85	15,452,868.80
Grand Total		176,169.44	-1,316,087.90	977,073.52	-23,421.44