

**Glen Ellyn Park District
Board of Commissioners
Regular Meeting
August 15, 2017
185 Spring Avenue
7:00 p.m.**

Agenda

- I. Call to Order**
- II. Roll Call of Commissioners**
- III. Pledge of Allegiance**
- IV. Changes to the Agenda**
- V. Recognition – Jon Ciero (Glen Ellyn Park District Girls’ Softball)**
- VI. Public Participation**
- VII. Consent Agenda:** All items in Section VII are included in the Consent Agenda by the Board and will be enacted in one motion. There will be no separate discussion of these items unless a Board Member so requests, in which event the item will be removed from the Agenda.
 - A. Voucher List of Bills Totaling \$446,017.19
 - B. Minutes: July 11, 2017 Regular Meeting minutes
- VIII. New Business**
 - A. Ackerman Sports & Fitness Center Indoor Athletic Light Replacement
 - B. Newton Park Parking Lot Modification
 - C. Temporary Storage of Historic House on Lenox Road property
- IX. Staff Reports**
 - A. Finance Reports – (for information only)
 - B. Staff Reports
- X. Commissioners’ Reports**
- XI. Adjourn**



MEMO

August 15, 2017

TO: Park District Board of Commissioners
FROM: Clint Babicz, Assistant Superintendent of Athletics
CC: Dave Harris, Executive Director
RE: Volunteer Recognition/Jon Ciero

The Glen Ellyn Park District Board of Commissioners would like to recognize Jon Ciero for his volunteer efforts and dedication to the Glen Ellyn Park District. Jon, a longtime Park District resident and volunteer, has been involved with the baseball and softball programs for a number of years.

Jon, who stepped in as Co-Chair of the Girls Softball program prior to the 2014 season, is committed to the excellence of the program and gives of his time and talents without hesitation. Under his guidance, the program has continued to improve each season, adding additional training opportunities and clinics for players and coaches, increasing recruitment and retention of volunteers, implementing a fall softball program, and forging relationships with neighboring communities to provide a place for all girls to participate.

Jon has also served as the Tournament Chair of the Glen Ellyn Invitational for the last four years. He has survived heavy rains, flooding, high winds, freezing temperatures, lightning, mosquito attacks and unbearably hot and humid weather, sometimes all in the same weekend. Through it all, Jon has kept his sense of humor and because of his hard work, the result has been a highly respected tournament that now fills to capacity in January.

Jon volunteers his time with the blessings of his wife Brenda and his children, Joey and Allison, all of whom can often be found assisting, coaching and supporting the program as well. For the Cieros, the girls' softball program really is a family affair.

The Park District is truly fortunate and blessed to have someone like Jon who freely gives of his time, energy and dedication to the programs. Staff is very appreciative of his contributions to the administration of the Glen Ellyn Girls Softball program. Jon's sphere of influence has touched the lives of hundreds of athletes in the community over the years and while he would be the first to tell you that he is one of many volunteers working behind the scenes to make the programs successful, we want to acknowledge his efforts that go above and beyond anyone's expectations.

Jon is everything one could ask for in a volunteer and then some. When someone says "Jump," he asks "How high?" When something needs to be done, he does it. And when the end of the day is upon us, he asks "What else do you need?"

On behalf of the Glen Ellyn Park District and the Board of Commissioners, we would like to recognize Jon Ciero for his dedication and volunteerism to the youth of our community.

Accounts Payable

Voucher Approval Document

Warrant Request Date: 8/15/2017



Glen Ellyn Park District

Voucher List Presented to the Board of Commissioners

To the Executive Director:

The payment of the attached list of bills has been approved by the Park District Board of Commissioners and as of the date signed below, you are hereby authorized to pay them from the appropriate funds.

Treasurer: _____

Date: _____

10	Corporate Fund	\$	70,393.51
20	Recreation Fund		247,744.32
55	Special Recreation Fund		2,020.19
94	Capital Improvements Fund		125,324.17
96	Cash In Lieu of Land Fund		535.00
		Report Total:	\$ 446,017.19

Accounts Payable

Computer Check Proof List by Vendor

User: cyocum
 Printed: 07/18/2017 - 2:49PM
 Batch: 00007.07.2017



Invoice No	Description	Amount	Payment Date	Acct Number	Reference
Vendor: 198933	Steven Balazs Entertainment	550.00	07/17/2017	Check Sequence: 1 20-26-000-525500-6801	ACH Enabled: False
	Check Total:	550.00			
Vendor: 112510	Call One 7/15-8/14/17 Facility Lines 7/15-8/14/17 Facility Lines 7/15-8/14/17 Facility Lines	295.73 295.73 227.23	07/17/2017 07/17/2017 07/17/2017	Check Sequence: 2 10-00-000-570300-0000 20-00-000-570300-0000 20-30-100-570300-0000	ACH Enabled: False
	Check Total:	818.69			
Vendor: 199573	First Bankcard			Check Sequence: 3	ACH Enabled: False
Babicz	YSPN-Softball Banner	303.95	07/17/2017	20-21-000-535500-1112	
Babicz	Amazon-Softball Equipment	319.46	07/17/2017	20-21-000-535500-1111	
Babicz	Southwest-Conference Airfare	186.95	07/17/2017	20-00-000-585201-0000	
Babicz	Athletic Business-Conference Registration	399.00	07/17/2017	20-00-000-585201-0000	
Babicz	Adobe-Creative Cloud	26.56	07/17/2017	20-21-000-525500-1232	
Babicz	Adobe-Creative Cloud	26.55	07/17/2017	20-21-000-525500-1161	
Babicz	Amazon-Weight Bags	47.98	07/17/2017	20-21-000-535500-1130	
Babicz	Dicks-Baseballs	48.16	07/17/2017	20-21-000-535500-1232	
Babicz	CDW-Scanner	435.00	07/17/2017	20-00-000-530100-0000	
Calhoun	Mercury Screen-Coaches Shirts	240.00	07/17/2017	20-21-000-535500-1172	
Calhoun	Candy Nation-Parade Candy	45.65	07/17/2017	20-21-000-535500-1241	
Calhoun	Officesupply.com-Parade Candy	57.50	07/17/2017	20-21-000-535500-1241	
Cinquegrani	NRPA-CPRP Renewal	60.00	07/17/2017	10-00-000-585250-0000	
Cinquegrani	ID Wholesaler-Cards/Ribbons	543.75	07/17/2017	20-00-000-530100-0000	
Cinquegrani	WOW-Internet	130.67	07/17/2017	20-30-500-570300-0000	
Cinquegrani	Amazon-Chargers	13.16	07/17/2017	20-00-000-540550-0000	
Cinquegrani	IGFOA-Webinar	60.00	07/17/2017	10-00-000-585202-0000	
Cinquegrani	USPS-Postage	1.82	07/17/2017	10-00-000-521800-0000	
Cinquegrani	Comcast-Internet/Cable	545.15	07/17/2017	20-30-100-570300-0000	
Cinquegrani	Amazon-Cash Drawer Key	16.42	07/17/2017	20-00-000-530100-0000	

Invoice No	Description	Amount	Payment Date	Acct Number	Reference
Clark	EZ Facilities-Scheduling	212.65	07/17/2017	20-30-100-521600-0000	
Clark	Swimmers Edge-Kickboards	380.03	07/17/2017	20-30-500-530910-0000	
Clark	Uline-Eyewash	32.76	07/17/2017	20-30-500-530300-0000	
Clark	Walmart-Shelving	44.87	07/17/2017	20-30-500-530095-0000	
Clark	Office Depot-Door Counters	19.96	07/17/2017	20-30-500-530900-0000	
Clark	Amazon-Medicine Ball	109.99	07/17/2017	20-30-100-530102-0000	
Clark	Les Mills-Group Fitness	203.00	07/17/2017	20-30-100-521600-0000	
Clark	Amazon-Bag Gloves	23.94	07/17/2017	20-30-100-530102-0000	
Clark	Walmart-Gatorade	134.08	07/17/2017	20-30-500-530401-0000	
Clark	Hasty-Ribbons	310.23	07/17/2017	20-30-500-530910-0000	
Clark	Uline-Coffee Decanters	55.46	07/17/2017	20-30-100-530100-0000	
Clark	Amazon-Guard Chair	240.54	07/17/2017	20-30-500-530401-0000	
Clark	Powersystems-Curl Bars	77.05	07/17/2017	20-30-100-530102-0000	
Clark	Amazon-Concession Supplies	29.07	07/17/2017	20-30-500-530095-0000	
Clark	Mesa Safe-Keypad	63.00	07/17/2017	20-30-100-530100-0000	
Clark	Uline-Maintenance Supplies	75.09	07/17/2017	20-30-500-530300-0000	
Clark	Restroom Direct-Shower Curtains	95.94	07/17/2017	20-30-500-530300-0000	
Clark	IPRA-Job Posting	165.00	07/17/2017	20-30-100-530100-0000	
Clark	NetBrands-Wristbands	398.69	07/17/2017	20-30-500-530910-0000	
Defiglia	Target-Blender	86.39	07/17/2017	20-30-300-530095-0000	
Defiglia	Jimmy Johns-Round Table	153.55	07/17/2017	20-30-350-530300-0000	
Defiglia	Home Depot-Portable Air Conditioner	563.50	07/17/2017	20-30-200-550300-0000	
Defiglia	Home Depot-Portable Air Conditioner	563.50	07/17/2017	20-30-450-550300-0000	
Defiglia	Dicks-Kayak	275.95	07/17/2017	20-00-000-541250-0000	
Defiglia	Amazon-Stop Watches	67.11	07/17/2017	20-26-000-535500-6824	
Defiglia	Home Depot-Dowl Rods	46.00	07/17/2017	20-26-000-535500-6824	
Defiglia	Direct TV-Cable	76.98	07/17/2017	20-30-350-521600-0000	
Eposito	Omeka.net-History Website	299.00	07/17/2017	20-00-000-521650-0000	
Harris	GE Historical-Membership	50.00	07/17/2017	10-00-000-585150-0000	
Harris	Jimmy Johns-Staff Meeting	138.16	07/17/2017	10-00-000-585290-0000	
Harris	Jimmy Johns-Staff Meeting	138.16	07/17/2017	20-00-000-585290-0000	
Hopkins	Vof GE-Permit Fees	3,325.00	07/17/2017	94-90-920-575110-0000	
Hopkins	Vof GE-Escrow Payment	1,000.00	07/17/2017	94-90-880-575110-0000	
Hopkins	Vof GE-Permit Fees	535.00	07/17/2017	96-00-940-575110-0000	
Kleefisch	Auto Ice-Concessions	85.00	07/17/2017	20-30-500-530095-0000	
Kleefisch	Walmart-Stopwatches	244.25	07/17/2017	20-30-500-530910-0000	
Kleefisch	Walmart-Paddles	6.92	07/17/2017	20-30-500-530900-0000	
Kleefisch	4Imprint-Visors/Sunglasses	606.31	07/17/2017	20-30-500-530900-0000	
Kleefisch	Dunkin Donuts-Meet Supplies	453.04	07/17/2017	20-30-500-530910-0000	
Kleefisch	Jewel-Concessions	5.25	07/17/2017	20-30-500-530095-0000	
Marquez	Walmart-Camp Supplies	10.31	07/17/2017	20-24-000-535500-4625	
Marquez	Walmart-Camp Supplies	200.67	07/17/2017	20-24-000-535500-4631	
Marquez	Fun Express-Camp Supplies	101.07	07/17/2017	20-24-000-535500-4625	

Invoice No	Description	Amount	Payment Date	Acct Number	Reference
Marquez	Amazon-Camp Supplies	60.60	07/17/2017	20-24-000-535500-4625	
Marquez	Amazon-Camp Supplies	60.60	07/17/2017	20-24-000-535500-4631	
Marquez	Amazon-Camp Supplies	188.16	07/17/2017	20-24-000-535500-4631	
Marquez	S & S-Camp Supplies	251.78	07/17/2017	20-24-000-535500-4625	
Marquez	Walmart-Camp Supplies	75.88	07/17/2017	20-24-000-535500-4625	
Marquez	Walmart-Camp Supplies	7.88	07/17/2017	20-24-000-535500-4631	
Marquez	GEPD-Field Trip	92.00	07/17/2017	20-24-000-525500-4631	
Marquez	Lincoln Marsh-Field Trip	260.00	07/17/2017	20-24-000-525500-4631	
Marquez	Dairy Queen-Field Trip	3.48	07/17/2017	20-24-000-525500-4631	
Marquez	Walmart-Bingo Supplies	15.68	07/17/2017	20-25-000-535500-5728	
Marquez	Walmart-Camp Supplies	17.26	07/17/2017	20-24-000-535500-4631	
Marquez	Revolution-Dance Shoes	21.95	07/17/2017	20-26-000-535500-6817	
Marquez	Enchanted Castle-Field Trip	135.57	07/17/2017	20-24-000-525500-4631	
Marquez	Redbox-Movie In The Park	1.58	07/17/2017	20-26-000-535500-6801	
Marquez	Home Depot-Tape	23.88	07/17/2017	20-26-000-535500-6817	
Marquez	Jewel-Flowers	39.96	07/17/2017	20-26-000-535500-6817	
Marquez	Walmart-Camp Supplies	19.67	07/17/2017	20-24-000-535500-4631	
Marquez	Walmart-Senior Lunch Supplies	41.61	07/17/2017	20-25-000-535500-5728	
Marquez	Walmart-Camp Supplies	12.65	07/17/2017	20-24-000-535500-4625	
Marquez	Revolution-Return Costumes	-111.97	07/17/2017	20-26-000-535500-6817	
Marquez	Enchanted Castle-Field Trip	223.30	07/17/2017	20-24-000-525500-4631	
Marquez	Rice Pool-Field Trip	248.00	07/17/2017	20-24-000-525500-4625	
Marquez	Enchanted Castle-Field Trip	255.20	07/17/2017	20-24-000-525500-4631	
Marquez	Wristbands-Camp Supplies	66.94	07/17/2017	20-24-000-535500-4625	
Marquez	Bartlett PD-Field Trip	441.00	07/17/2017	20-24-000-525500-4625	
Marquez	Walmart-Camp Supplies	77.76	07/17/2017	20-24-000-535500-4631	
Marquez	Enchanted Castle-Field Trip	73.78	07/17/2017	20-24-000-525500-4631	
Marquez	Orbit Skate-Field Trip	221.64	07/17/2017	20-24-000-525500-4625	
Marquez	Walmart-Senior Lunch	21.64	07/17/2017	20-25-000-535500-5728	
Marquez	Walmart-Camp Supplies	24.97	07/17/2017	20-24-000-535500-4631	
Marquez	Discount School-Camp Supplies	71.75	07/17/2017	20-24-000-535500-4625	
Marquez	Adler Planetarium-Field Trip	344.00	07/17/2017	20-24-000-525500-4625	
Marquez	Party City-Senior Luncheon	15.92	07/17/2017	20-25-000-535500-5728	
Marquez	GEPD-Field Trip	115.00	07/17/2017	20-24-000-525500-4631	
Norman	SOS-License Plates	220.05	07/17/2017	10-10-000-530340-0000	
Okray	Hobby Lobby-Supplies	37.74	07/17/2017	20-00-000-521650-0000	
Okray	Facebook-Social Media	5.88	07/17/2017	20-00-000-521650-0000	
Okray	Amazon-Tablecloth	16.14	07/17/2017	20-00-000-521650-0000	
Okray	Facebook-Sponsorship	45.17	07/17/2017	20-00-000-585175-0000	
Okray	Name Badges-Name Badges	56.17	07/17/2017	20-00-000-521700-0000	
Okray	Name Badges-Name Badges	56.17	07/17/2017	10-00-000-521700-0000	
Okray	Facebook-Social Media	18.98	07/17/2017	20-00-000-521650-0000	
Okray	Snapchat-Sponsorship	33.56	07/17/2017	20-00-000-585175-0000	

Invoice No	Description	Amount	Payment Date	Acct Number	Reference
Okray	Adobe-Creative Cloud	49.99	07/17/2017	20-00-000-521650-0000	
Okray	Amazon-USB Hub	7.99	07/17/2017	20-00-000-521650-0000	
Okray	Amazon-External Drive	176.98	07/17/2017	20-00-000-521650-0000	
Okray	Amazon-Yard Sign Material	70.91	07/17/2017	20-00-000-585175-0000	
Okray	Amazon-Card Holders/Ball Pump	28.66	07/17/2017	20-00-000-521650-0000	
Okray	KidList-Advertising	350.00	07/17/2017	20-00-000-521650-0000	
Okray	Zoho-Sponsorship	7.00	07/17/2017	20-00-000-585175-0000	
Okray	Mailchimp-Email Marketing	97.50	07/17/2017	20-00-000-521650-0000	
Okray	Mailchimp-Email Marketing	30.00	07/17/2017	20-30-100-521650-0000	
Okray	UPrinting-Meet & Greet Postcards	105.53	07/17/2017	20-00-000-585100-0000	
Okray	UPrinting-Gift Certificates	97.28	07/17/2017	20-00-000-521650-0000	
Okray	UPrinting-Rack Cards	107.18	07/17/2017	20-00-000-521650-0000	
Robinson	Amazon-Mic Covers	8.99	07/17/2017	20-26-000-535500-6801	
Robinson	Amazon-Markers	95.94	07/17/2017	20-24-000-535500-4626	
Robinson	Fun Express-Camp Supplies	286.94	07/17/2017	20-24-000-535500-4626	
Robinson	Amazon-Glow Sticks/Games	62.00	07/17/2017	20-26-000-535500-6801	
Robinson	Walmart-Camp Supplies	150.58	07/17/2017	20-24-000-535500-4626	
Robinson	Survey Monkey-Subscription	300.00	07/17/2017	20-00-000-521600-0000	
Robinson	Oriental-Camp Supplies	119.96	07/17/2017	20-22-000-535500-2375	
Robinson	Menards-Flowers	35.94	07/17/2017	20-24-000-535500-4450	
Robinson	Hobby Lobby-Flowers	42.39	07/17/2017	20-24-000-535500-4450	
Robinson	Fun Express-Camp Supplies	72.11	07/17/2017	20-22-000-535500-2375	
Robinson	Walmart-Camp Supplies	36.30	07/17/2017	20-24-000-535500-4626	
Robinson	Hobby Lobby-Camp Supplies	64.59	07/17/2017	20-24-000-535500-4450	
Robinson	Amazon-Beads/Ant Farm	70.11	07/17/2017	20-24-000-535500-4450	
Robinson	Amazon-Cold Packs	39.20	07/17/2017	20-24-000-535500-4626	
Robinson	Amazon-Cold Packs	215.30	07/17/2017	20-24-000-535500-4610	
Robinson	Amazon-Stickers/Straws	35.19	07/17/2017	20-21-000-535500-1259	
Robinson	Walmart-Donuts/Clipboards	157.02	07/17/2017	20-21-000-535500-1259	
Robinson	Party City-Table Covers	37.39	07/17/2017	20-26-000-535500-6801	
Robinson	Walmart-Bubble Sticks	11.64	07/17/2017	20-26-000-535500-6801	
Robinson	Menards-Buckets	19.97	07/17/2017	20-26-000-535500-6801	
Robinson	Edible Arrangements-Sympathy Arrangement	75.61	07/17/2017	20-24-000-535500-4610	
Robinson	GEPD-Camp Splash Pad	45.00	07/17/2017	20-24-000-535500-4612	
Robinson	Carolina Supply-Ants	10.57	07/17/2017	20-24-000-535500-4626	
Robinson	Amazon-Speaker Cables/Cord Reel	192.15	07/17/2017	20-26-000-535500-6801	
Robinson	Walmart-Popsicles/Water Balloons	61.20	07/17/2017	20-24-000-535500-4626	
Robinson	Amazon-Floor Mat	66.49	07/17/2017	20-30-150-541300-0000	
Robinson	Amazon-Aerators/Batteries	45.90	07/17/2017	20-26-000-535500-6824	

Check Total: 22,606.68

Vendor: 200009 Anthony McPherson

Check Sequence: 4

ACH Enabled: False

Invoice No	Description	Amount	Payment Date	Acct Number	Reference
	Tennis Conference	160.00	07/17/2017	20-21-000-535500-1182	
	Check Total:	160.00			
Vendor: 168768	Paetec			Check Sequence: 5	ACH Enabled: False
	7/8-8/7/17 Facility Lines	543.61	07/17/2017	20-30-100-570300-0000	
	Check Total:	543.61			
Vendor: 199085 80003465	Varsity Spirit Fashions			Check Sequence: 6	ACH Enabled: False
	Cheer Uniforms	12,635.40	07/17/2017	20-21-000-535500-1241	
	Check Total:	12,635.40			
	Total for Check Run:	37,314.38			
	Total of Number of Checks:	6			

Accounts Payable

Computer Check Proof List by Vendor

User: cyocum
 Printed: 07/19/2017 - 9:04AM
 Batch: 00008.07.2017



Invoice No	Description	Amount	Payment Date	Acct Number	Reference
Vendor: 115180	Comcast Cable			Check Sequence: 1	ACH Enabled: False
	7/18-8/17/17 Service	119.93	07/19/2017	10-00-000-570300-0000	
	7/18-8/17/17 Service	119.92	07/19/2017	20-00-000-570300-0000	
	Check Total:	239.85			
Vendor: 190330	Village of Glen Ellyn			Check Sequence: 2	ACH Enabled: False
	6/17 Fuel	3,208.61	07/19/2017	10-10-000-530500-0000	
	5/3-6/1/17 Water	88.15	07/19/2017	20-30-200-570400-0000	
	5/3-6/1/17 Water	54.09	07/19/2017	20-00-000-570400-0000	
	5/3-6/1/17 Water	43.12	07/19/2017	20-00-000-570400-0000	
	5/3-6/1/17 Water	139.24	07/19/2017	10-00-000-570400-0000	
	5/3-6/1/17 Water	88.15	07/19/2017	20-30-150-570400-0000	
	5/3-6/1/17 Water	132.78	07/19/2017	20-30-350-570400-0000	
	5/3-6/1/17 Water	190.33	07/19/2017	20-30-450-570400-0000	
	5/3-6/1/17 Water	46.43	07/19/2017	10-00-000-570400-0000	
	5/3-6/1/17 Water	855.35	07/19/2017	20-30-100-570400-0000	
	5/3-6/1/17 Water	132.78	07/19/2017	20-30-400-570400-0000	
	5/3-6/1/17 Water	48.30	07/19/2017	20-00-000-570400-0000	
	5/3-6/1/17 Water	389.41	07/19/2017	20-00-000-570400-0000	
	5/3-6/1/17 Water	132.78	07/19/2017	20-30-400-570400-0000	
	Check Total:	5,549.52			
	Total for Check Run:	5,789.37			
	Total of Number of Checks:	2			

Accounts Payable

Computer Check Proof List by Vendor

User: cyocum
 Printed: 08/03/2017 - 9:44AM
 Batch: 00001.08.2017



Invoice No	Description	Amount	Payment Date	Acct Number	Reference
Vendor: 100183	Aaron Entertainment Back To School Bash	340.00	08/02/2017	Check Sequence: 1 20-21-000-525500-1195	ACH Enabled: False
	Check Total:	340.00			
Vendor: 105807	AT&T 7/16-8/15/17 Service	65.00	08/02/2017	Check Sequence: 2 20-30-350-570300-0000	ACH Enabled: False
	Check Total:	65.00			
Vendor: 198894	AT&T			Check Sequence: 3	ACH Enabled: False
	7/19-8/18/17 MSRC Fax	26.47	08/02/2017	20-00-000-570300-0000	
	7/19-8/18/17 Elevator Alarm	280.00	08/02/2017	20-00-000-570300-0000	
	7/19-8/18/17 Facility Lines	861.81	08/02/2017	20-00-000-570300-0000	
	7/19-8/18/17 Facility Lines	861.81	08/02/2017	10-00-000-570300-0000	
	7/19-8/18/17 Facility Lines	59.85	08/02/2017	20-30-350-570300-0000	
	7/19-8/18/17 Facility Lines	24.64	08/02/2017	20-30-150-570300-0000	
	7/19-8/18/17 Facility Lines	18.27	08/02/2017	20-30-500-570300-0000	
	7/19-8/18/17 Facility Lines	27.48	08/02/2017	20-30-500-570300-0000	
	7/19-8/18/17 Facility Lines	27.18	08/02/2017	10-00-000-570300-0000	
	7/19-8/18/17 Facility Lines	62.04	08/02/2017	20-00-000-570300-0000	
	7/19-8/18/17 Facility Lines	35.58	08/02/2017	20-30-450-570300-0000	
	7/19-8/18/17 Facility Lines	22.35	08/02/2017	20-30-450-570300-0000	
	7/19-8/18/17 Facility Lines	31.80	08/02/2017	20-30-450-570300-0000	
	7/19-8/18/17 HVAC Modem	22.71	08/02/2017	20-30-450-570300-0000	
	7/19-8/18/17 Pavillion Fax	36.52	08/02/2017	20-30-450-570300-0000	
	7/19-8/18/17 Copy Room Fax	22.03	08/02/2017	20-00-000-570300-0000	
	7/19-8/18/17 Facility Lines	48.11	08/02/2017	20-30-300-570300-0000	
	7/19-8/18/17 Facility Lines	22.35	08/02/2017	20-30-300-570300-0000	
	7/19-8/18/17 Facility Lines	22.35	08/02/2017	20-30-300-570300-0000	
	7/19-8/18/17 Facility Lines	23.34	08/02/2017	20-30-300-570300-0000	
	Check Total:	2,536.69			

Invoice No	Description	Amount	Payment Date	Acct Number	Reference
Vendor: 115285	ComEd 6/8-7/10/17 Electricity	34.05	08/02/2017	Check Sequence: 4 10-00-000-570100-0000	ACH Enabled: False
	Check Total:	34.05			
Vendor: 200019	Crystal Lake Soccer Federation Tournament Fees	650.00	08/02/2017	Check Sequence: 5 20-21-000-525500-1127	ACH Enabled: False
	Check Total:	650.00			
Vendor: 199661 100	Meatheads BBQ Night	219.00	08/02/2017	Check Sequence: 6 20-30-500-530095-0000	ACH Enabled: False
	Check Total:	219.00			
Vendor: 103185	Republic Services #933 6/17 Scavenger Services 8/17 Scavenger Services 8/17 Scavenger Services 8/17 Scavenger Services 8/17 Scavenger Services 8/17 Scavenger Services 8/17 Scavenger Services 8/17 Scavenger Services 8/17 Scavenger Services	250.00 1,502.60 68.00 87.00 92.00 326.83 347.00 173.00 188.00	08/02/2017 08/02/2017 08/02/2017 08/02/2017 08/02/2017 08/02/2017 08/02/2017 08/02/2017 08/02/2017	Check Sequence: 7 10-00-000-521300-0000 10-00-000-521300-0000 20-30-200-521300-0000 20-30-450-521300-0000 20-30-300-521300-0000 10-00-000-521300-0000 20-30-500-521300-0000 20-30-100-521300-0000 20-30-150-521300-0000	ACH Enabled: False
	Check Total:	3,034.43			
Vendor: 176971	Sam's Club Direct Senior Luncheon Concessions Parade Supplies Concessions Concessions Regatta Supplies Swim Meet Supplies Paper Towels Baskets Meet-N-Greet Supplies Concessions Concessions Freedom Four Supplies Maintenance Supplies Parade Candy	61.90 2,231.11 385.81 234.68 112.32 126.26 622.98 53.04 67.92 142.93 213.56 1,490.09 263.62 178.33 12.42	08/02/2017 08/02/2017 08/02/2017 08/02/2017 08/02/2017 08/02/2017 08/02/2017 08/02/2017 08/02/2017 08/02/2017 08/02/2017 08/02/2017 08/02/2017 08/02/2017 08/02/2017 08/02/2017	Check Sequence: 8 20-25-000-535500-5728 20-30-500-530095-0000 20-00-000-585800-0000 20-30-300-530095-0000 20-30-300-530095-0000 20-26-000-535500-6824 20-30-500-530910-0000 20-30-150-530300-0000 20-26-000-535500-6835 20-00-000-585100-0000 20-30-300-530095-0000 20-21-000-535500-1236 20-21-000-535500-1201 20-30-100-530300-0000 20-21-000-535500-1241	ACH Enabled: False

Invoice No	Description	Amount	Payment Date	Acct Number	Reference
	Check Total:	6,196.97			
Vendor: 137161	The Home Depot CRC/GECP			Check Sequence: 9	ACH Enabled: False
	Tools/Cable Ties	142.51	08/02/2017	10-10-000-575300-0000	
	Saw Horses	59.00	08/02/2017	10-10-000-530300-0000	
	Check Total:	201.51			
Vendor: 101537	Verizon Wireless			Check Sequence: 10	ACH Enabled: False
	7/21-8/20/17 Parks Cell Phones	97.69	08/02/2017	10-10-000-570300-0000	
	7/21-8/20/17 Harris Cell Phone	31.70	08/02/2017	10-00-000-570300-0000	
	7/21-8/20/17 Harris Cell Phone	31.70	08/02/2017	20-00-000-570300-0000	
	7/21-8/20/17 Program Cell Phone	29.00	08/02/2017	20-24-000-535500-4625	
	7/21-8/20/17 Program Cell Phone	86.47	08/02/2017	20-24-000-535500-4631	
	7/21-8/20/17 Program Cell Phone	29.00	08/02/2017	20-24-000-535500-4643	
	7/21-8/20/17 Hot Spot	38.01	08/02/2017	20-30-500-570300-0000	
	7/21-8/20/17 Hot Spots	76.02	08/02/2017	20-30-400-570300-0000	
	Check Total:	419.59			
Vendor: 200013	West Aurora Athletic Department			Check Sequence: 11	ACH Enabled: False
	Tournament Fees	250.00	08/02/2017	20-21-000-525500-1145	
	Check Total:	250.00			
Vendor: 200020	Winnetka Park District			Check Sequence: 12	ACH Enabled: False
	Tournament Fees	35.00	08/02/2017	20-21-000-525500-1171	
	Check Total:	35.00			
	Total for Check Run:	13,982.24			
	Total of Number of Checks:	12			

Accounts Payable

Computer Check Proof List by Vendor

User: cyocum
Printed: 08/10/2017 - 10:08AM
Batch: 00005.08.2017



Invoice No	Description	Amount	Payment Date	Acct Number	Reference
Vendor: 170268	Cash			Check Sequence: 1	ACH Enabled: False
	Jamboree Cash Banks	700.00	08/10/2017	20-00-000-100200-0000	
	Check Total:	700.00			
	Total for Check Run:	700.00			
	Total of Number of Checks:	1			

Accounts Payable

Computer Check Proof List by Vendor

User: cyocum
 Printed: 08/10/2017 - 10:43AM
 Batch: 00006.08.2017



Invoice No	Description	Amount	Payment Date	Acct Number	Reference
Vendor: 100144 49144	AALCO Manufacturing Company Volleyball Net/Cables	457.21	08/02/2017	Check Sequence: 1 20-30-100-530300-0000	ACH Enabled: False
	Check Total:	457.21			
Vendor: 199534	AARP Summer Classes	165.00	08/02/2017	Check Sequence: 2 20-25-000-525500-5728	ACH Enabled: False
	Check Total:	165.00			
Vendor: 199108	AAP Financial Services Advance Auto Parts Equipment Repairs Vehicle Repairs	345.03 21.19	08/02/2017 08/02/2017	Check Sequence: 3 10-10-000-530210-0000 10-10-000-530340-0000	ACH Enabled: False
	Check Total:	366.22			
Vendor: 103201	All Star Sports Instruction Summer Programs	10,881.00	08/02/2017	Check Sequence: 4 20-21-000-525500-1261	ACH Enabled: False
	Check Total:	10,881.00			
Vendor: 177540 354573	Alliance Paper & Foodservice Concessions	37.31	08/02/2017	Check Sequence: 5 20-26-000-535500-6801	ACH Enabled: False
	Check Total:	37.31			
Vendor: 103689 6466475	American Soccer Company, Inc. Soccer Uniforms	4,364.80	08/02/2017	Check Sequence: 6 20-21-000-535500-1120	ACH Enabled: False
	Check Total:	4,364.80			
Vendor: 100182 830815 830815	AMI Graphics, LLC Banners Banners	498.28 85.00	08/02/2017 08/02/2017	Check Sequence: 7 20-00-000-521650-0000 20-30-100-521650-0000	ACH Enabled: False

Invoice No	Description	Amount	Payment Date	Acct Number	Reference
830815	Banners	85.00	08/02/2017	20-21-000-535500-1127	
830815	Banners	187.50	08/02/2017	20-00-000-585175-0000	
	Check Total:	855.78			
Vendor: 103965 57973	Ancel, Glink, Diamond, Bush 6/17 Attorney Fees	706.25	08/02/2017	10-00-000-521100-0000	ACH Enabled: False
	Check Total:	706.25			
Vendor: 103977	Anderson Pest Control			Check Sequence: 9	ACH Enabled: False
4395376	8/17 Pest Control	33.50	08/02/2017	10-10-000-521600-0000	
4395376	8/17 Pest Control	24.72	08/02/2017	20-30-150-521600-0000	
4395376	8/17 Pest Control	73.65	08/02/2017	20-30-200-521600-0000	
4395376	8/17 Pest Control	26.38	08/02/2017	20-00-000-521600-0000	
4395376	8/17 Pest Control	58.00	08/02/2017	20-30-100-521600-0000	
4395376	8/17 Pest Control	31.31	08/02/2017	20-30-500-521600-0000	
4395376	8/17 Pest Control	107.82	08/02/2017	20-30-450-521600-0000	
4395376	8/17 Pest Control	37.45	08/02/2017	20-30-300-521600-0000	
4395376	8/17 Pest Control	14.00	08/02/2017	20-21-000-525500-1236	
	Check Total:	406.83			
Vendor: 198944	APTA Yearly Membership	50.00	08/02/2017	20-30-350-521600-0000	ACH Enabled: False
	Check Total:	50.00			
Vendor: 199606 39473	Aqua Design, Inc. Irrigation Repairs	1,655.61	08/02/2017	10-10-000-521315-0000	ACH Enabled: False
	Check Total:	1,655.61			
Vendor: 104993	Aqua Pure Enterprises Inc.			Check Sequence: 12	ACH Enabled: False
109498/494	Vacuum Head/Rope	235.20	08/02/2017	20-30-500-530600-0000	
109536/07/8/241	Chlorine	11,642.32	08/02/2017	20-30-500-530600-0000	
109646	Chlorine	3,771.65	08/02/2017	20-30-500-530600-0000	
110039	Probe Replacement	1,343.22	08/02/2017	20-30-500-530210-0000	
	Check Total:	16,992.39			
Vendor: 105167	Armbrust Plumbing and Heating			Check Sequence: 13	ACH Enabled: False
97546/7/9	RPZ Testing	674.55	08/02/2017	20-30-300-521600-0000	
97546/7/9	RPZ Testing	74.95	08/02/2017	20-30-200-521600-0000	

Invoice No	Description	Amount	Payment Date	Acct Number	Reference
97546/7/9	RPZ Testing	299.80	08/02/2017	20-30-450-521600-0000	
97548	RPZ Testing	149.90	08/02/2017	20-30-500-530210-0000	
97550/45/44	RPZ Testing	524.65	08/02/2017	10-10-000-521600-0000	
97552	RPZ Testing	299.80	08/02/2017	20-30-500-530210-0000	
975551	RPZ Testing	299.80	08/02/2017	20-30-150-521600-0000	
	Check Total:	2,323.45			
Vendor: 105807	AT&T			Check Sequence: 14	ACH Enabled: False
	7/21-8/20/17 Service	160.06	08/02/2017	20-30-150-570300-0000	
	7/21-8/20/17 Service	65.38	08/02/2017	20-00-000-570300-0000	
	Check Total:	225.44			
Vendor: 198946	AT&T Long Distance			Check Sequence: 15	ACH Enabled: False
	6/17 Long Distance	368.33	08/02/2017	10-00-000-570300-0000	
	6/17 Long Distance	368.33	08/02/2017	20-00-000-570300-0000	
	Check Total:	736.66			
Vendor: 200026	Adam Baldocchi			Check Sequence: 16	ACH Enabled: False
	Staff Meeting	26.58	08/02/2017	20-30-500-530401-0000	
	Check Total:	26.58			
Vendor: 108175	Barn Owl Feed & Garden			Check Sequence: 17	ACH Enabled: False
32175	Straw Bales	41.94	08/02/2017	10-10-000-550600-0000	
	Check Total:	41.94			
Vendor: 108315	Batteries Plus			Check Sequence: 18	ACH Enabled: False
487286985	Batteries	18.95	08/02/2017	10-10-000-530300-0000	
487287257	Batteries	27.90	08/02/2017	20-30-450-530102-0000	
487287299	Lightbulbs	54.20	08/02/2017	10-10-000-550300-0000	
487287709	Batteries	229.31	08/02/2017	20-30-100-530300-0000	
	Check Total:	330.36			
Vendor: 108508	Beacon Athletics			Check Sequence: 19	ACH Enabled: False
479001	Pitching Rubbers	329.00	08/02/2017	20-21-000-535500-1232	
479001	Box Template	288.00	08/02/2017	20-21-000-535500-1111	
	Check Total:	617.00			
Vendor: 200012	Big River Race Management			Check Sequence: 20	ACH Enabled: False

Invoice No	Description	Amount	Payment Date	Acct Number	Reference
	Freedom Four Timing	2,641.40	08/02/2017	20-21-000-525500-1201	
	Check Total:	2,641.40			
Vendor: 110470 3524	Bravo! Media 8/17 On-Hold Recording	270.00	08/02/2017	20-00-000-521600-0000	ACH Enabled: False
	Check Total:	270.00			
Vendor: 198825	Bricks 4 Kids Oak Brook Summer Camps	6,010.00	08/02/2017	20-22-000-525500-2370	ACH Enabled: False
	Check Total:	6,010.00			
Vendor: 135160 900059361 900059361 900059361 900140617	BSN Sports Softball Equipment Softball Equipment Softball Equipment Camp Shirts	2,252.68 1,177.20 1,737.50 220.00	08/02/2017 08/02/2017 08/02/2017 08/02/2017	20-21-000-535500-1111 20-21-000-535500-1112 20-21-000-535500-1114 20-21-000-535500-1146	ACH Enabled: False
	Check Total:	5,387.38			
Vendor: 199559 138570 140588	Buck Bros., Inc. Z-Turn Repairs Z-Turn Repairs	75.00 40.82	08/02/2017 08/02/2017	10-10-000-530210-0000 10-10-000-530210-0000	ACH Enabled: False
	Check Total:	115.82			
Vendor: 200033 1065 1065	Tara Burghart 1/17-7/17 Advertising 1/17-7/17 Advertising	1,470.00 120.00	08/02/2017 08/02/2017	20-00-000-521650-0000 20-30-100-521650-0000	ACH Enabled: False
	Check Total:	1,590.00			
Vendor: 199207 777104	Burriss Equipment Hitch Lock Bar	36.38	08/02/2017	10-10-000-530210-0000	ACH Enabled: False
	Check Total:	36.38			
Vendor: 199626 30	Carfu Referee Society Rugby Officials	400.00	08/02/2017	20-21-000-525500-1280	ACH Enabled: False
	Check Total:	400.00			
Vendor: 113050	Case Lots Inc.			Check Sequence: 28	ACH Enabled: False

Invoice No	Description	Amount	Payment Date	Acct Number	Reference
5296	Garbage Bags/Cleaner	372.10	08/02/2017	20-30-500-530300-0000	
	Check Total:	372.10			
Vendor: 113456 7637982	Central Turf & Irrigation Irrigation Repairs	31.83	08/02/2017	10-10-000-521315-0000	ACH Enabled: False
	Check Total:	31.83			
Vendor: 113892 7493/504/05	Chicago Bulls Sox Academy Summer Camps	14,287.00	08/02/2017	20-21-000-525500-1278	ACH Enabled: False
	Check Total:	14,287.00			
Vendor: 113916 R46142	Chicago Fire & Burglar Inc. 8/1-1031/17 Monitoring	80.85	08/02/2017	20-30-200-521300-0000	ACH Enabled: False
	Check Total:	80.85			
Vendor: 190365 1879	Chicagoland Circulation Activity Guide Delivery	2,310.00	08/02/2017	20-00-000-521650-0000	ACH Enabled: False
	Check Total:	2,310.00			
Vendor: 200028 174001	Chicagoland Paving Contractors, Inc. Parking Lot Improvements	61,170.30	08/02/2017	94-90-920-575110-0000	ACH Enabled: False
	Check Total:	61,170.30			
Vendor: 106040 94010876	Cintas Corporation No. 2 Alarm Repairs	477.22	08/02/2017	10-10-000-521600-0000	ACH Enabled: False
94013023	Alarm Repairs	505.96	08/02/2017	20-30-500-521600-0000	
94014522	Monitoring 7/1-9/30/17	232.76	08/02/2017	20-30-200-521600-0000	
94014522	Monitoring 7/1-9/30/17	232.76	08/02/2017	20-30-450-521600-0000	
94014522	Monitoring 7/1-9/30/17	71.43	08/02/2017	20-30-300-521600-0000	
94014522	Monitoring 7/1-9/30/17	232.76	08/02/2017	20-30-350-521600-0000	
94014522	Monitoring 7/1-9/30/17	232.76	08/02/2017	20-30-150-521600-0000	
94014522	Monitoring 7/1-9/30/17	232.76	08/02/2017	20-30-500-521600-0000	
94014522	Monitoring 7/1-9/30/17	232.77	08/02/2017	10-00-000-521600-0000	
	Check Total:	2,451.18			
Vendor: 199194	Jenny Clark			Check Sequence: 35	ACH Enabled: False
	7/17 Mileage	156.75	08/02/2017	20-00-000-585270-0000	
	8/17 Mileage	23.01	08/02/2017	20-00-000-585270-0000	

Invoice No	Description	Amount	Payment Date	Acct Number	Reference
	Check Total:	179.76			
Vendor: 114850	Coca-Cola			Check Sequence: 36	ACH Enabled: False
813207652	Concessions	19.24	08/02/2017	20-30-500-530095-0000	
816208925	Concessions	435.67	08/02/2017	20-30-500-530095-0000	
	Check Total:	454.91			
Vendor: 199223	College of Dupage			Check Sequence: 37	ACH Enabled: False
	Advertising	500.00	08/02/2017	20-00-000-585175-0000	
	Check Total:	500.00			
Vendor: 115285	ComEd			Check Sequence: 38	ACH Enabled: False
	6/19-7/19/17 Electric	32.67	08/02/2017	10-00-000-570100-0000	
	Check Total:	32.67			
Vendor: 169850	Constellation Energy Services-Natural Gas LLC			Check Sequence: 39	ACH Enabled: False
	6/17 Gas	184.26	08/02/2017	20-30-200-570200-0000	
	6/17 Gas	139.57	08/02/2017	10-00-000-570200-0000	
	6/17 Gas	62.98	08/02/2017	20-30-150-570200-0000	
	6/17 Gas	4,159.23	08/02/2017	20-30-500-570200-0000	
	6/17 Gas	220.53	08/02/2017	20-30-450-570200-0000	
	6/17 Gas	205.36	08/02/2017	20-30-300-570200-0000	
	6/17 Gas	343.65	08/02/2017	20-30-100-570200-0000	
	Check Total:	5,315.58			
Vendor: 115428	Cool Science			Check Sequence: 40	ACH Enabled: False
1728	Summer Classes	332.00	08/02/2017	20-22-000-525500-2350	
1732	Summer Classes	414.00	08/02/2017	20-22-000-525500-2350	
	Check Total:	746.00			
Vendor: 115438	Cooling Equipment Service, Inc.			Check Sequence: 41	ACH Enabled: False
17093-1J	Down Payment HVAC Unit	8,091.57	08/02/2017	94-90-875-575110-0000	
	Check Total:	8,091.57			
Vendor: 198963	Bill Crosby			Check Sequence: 42	ACH Enabled: False
	Lacrosse Supplies	33.88	08/02/2017	20-21-000-535500-1172	

Invoice No	Description	Amount	Payment Date	Acct Number	Reference
	Check Total:	33.88			
Vendor: 199643	Lucille Dallman Summer Classes	1,260.00	08/02/2017	Check Sequence: 43 20-22-000-525500-2310	ACH Enabled: False
	Check Total:	1,260.00			
Vendor: 117920	Mary Defiglia 6/17 Mileage 7/17 Mileage	97.91 75.97	08/02/2017 08/02/2017	Check Sequence: 44 20-00-000-585270-0000 20-00-000-585270-0000	ACH Enabled: False
	Check Total:	173.88			
Vendor: 199508 308692	Discount Fence Company Batting Cage Repairs	2,455.00	08/02/2017	Check Sequence: 45 10-10-000-550700-0000	ACH Enabled: False
	Check Total:	2,455.00			
Vendor: 199414 24882 24984/3/2 24984/3/2 24984/3/2 25172 25172	Divine Signs and Graphics Track Frames Posters Posters Posters Posters Posters	1,427.50 87.00 626.96 105.00 363.42 29.46	08/02/2017 08/02/2017 08/02/2017 08/02/2017 08/02/2017 08/02/2017	Check Sequence: 46 20-30-100-521650-0000 20-00-000-521650-0000 20-30-100-521650-0000 20-21-000-535500-1127 20-00-000-521650-0000 20-30-100-521650-0000	ACH Enabled: False
	Check Total:	2,639.34			
Vendor: 199672 43066	Don's World of Sports Camp Shirts	330.00	08/02/2017	Check Sequence: 47 20-21-000-535500-1146	ACH Enabled: False
	Check Total:	330.00			
Vendor: 119680	DuPage Cheer and Tumbling Jr. Coach Training	150.00	08/02/2017	Check Sequence: 48 20-21-000-525500-1241	ACH Enabled: False
	Check Total:	150.00			
Vendor: 119690	DuPage Co. Public Works 3/29-5/31/17 Water	127.80	08/02/2017	Check Sequence: 49 20-00-000-570400-0000	ACH Enabled: False
	Check Total:	127.80			
Vendor: 198937	Erin Dwyer			Check Sequence: 50	ACH Enabled: False

Invoice No	Description	Amount	Payment Date	Acct Number	Reference
1	Summer Camps	2,209.90	08/02/2017	20-21-000-525500-1144	
	Check Total:	2,209.90			
Vendor: 199445 14567	Dynamo Industries, Inc. Playground Equipment	795.00	08/02/2017	10-10-000-550301-0000	ACH Enabled: False
	Check Total:	795.00			
Vendor: 123370	Elmhurst Park District Potawatomi Trip	34.00	08/02/2017	20-25-000-525500-5702	ACH Enabled: False
	Check Total:	34.00			
Vendor: 199465 170111.03	Engineering Resource Associates, Inc. Parking Lot Engineering Parking Lot Engineering	2,320.61 954.85	08/02/2017 08/02/2017	94-90-920-575110-0000 94-90-920-575110-0000	ACH Enabled: False
	Check Total:	3,275.46			
Vendor: 127423 79834	Fastenal Company Bolts/Screws	89.16	08/02/2017	94-90-865-575110-0000	ACH Enabled: False
	Check Total:	89.16			
Vendor: 198979 3999735	Ferguson Enterprises, Inc. Toilet Parts	114.47	08/02/2017	20-30-450-521600-0000	ACH Enabled: False
	Check Total:	114.47			
Vendor: 198980 Various	First Student Inc. Field Trips Transportation	1,382.25	08/02/2017	20-24-000-525500-4625	ACH Enabled: False
	Check Total:	1,382.25			
Vendor: 128352 29871	Fitzgerald Lighting & Maint. Repair Hub Lights	2,520.50	08/02/2017	10-10-000-520310-0000	ACH Enabled: False
	Check Total:	2,520.50			
Vendor: 200010 2336	Floating Docking Systems, Inc. Fishing Pier	28,990.00	08/02/2017	94-90-865-575110-0000	ACH Enabled: False
	Check Total:	28,990.00			

Invoice No	Description	Amount	Payment Date	Acct Number	Reference
Vendor: 129640 36395	Fullife Safety Center Safety Supplies	189.85	08/02/2017	Check Sequence: 59 10-10-000-530320-0000	ACH Enabled: False
	Check Total:	189.85			
Vendor: 129900	Future Pros Summer Programs	9,826.25	08/02/2017	Check Sequence: 60 20-21-000-525500-1126	ACH Enabled: False
	Check Total:	9,826.25			
Vendor: 130770 13766/855 13798/822 13844 13860	Georgelo Pizza-Chicago, Inc. Concessions Concessions Concessions Concessions	569.80 439.60 219.80 126.20	08/02/2017 08/02/2017 08/02/2017 08/02/2017	Check Sequence: 61 20-30-500-530095-0000 20-30-500-530095-0000 20-30-500-530095-0000 20-30-300-530095-0000	ACH Enabled: False
	Check Total:	1,355.40			
Vendor: 199000	Christine Giunta-Mayer League Team Fees Lifeguard Supplies Staff Audit Meeting	750.00 10.80 137.37	08/02/2017 08/02/2017 08/02/2017	Check Sequence: 62 20-21-000-525500-1145 20-30-500-530401-0000 20-30-500-530401-0000	ACH Enabled: False
	Check Total:	898.17			
Vendor: 132080 325019 326767 327178 327565 327631 328100 Various	Gold Medal-Chicago, Inc. Freedom Four Water Concession Supplies Concessions Concessions Concessions Concessions Concession Supplies	333.38 466.13 1,144.58 405.38 1,087.23 433.83 3,175.16	08/02/2017 08/02/2017 08/02/2017 08/02/2017 08/02/2017 08/02/2017 08/02/2017	Check Sequence: 63 20-21-000-535500-1201 20-30-300-530095-0000 20-30-500-530095-0000 20-30-300-530095-0000 20-30-500-530095-0000 20-30-300-530095-0000 20-30-500-530095-0000	ACH Enabled: False
	Check Total:	7,045.69			
Vendor: 200002	Golf & Busse Towing Tow Charges	82.00	08/02/2017	Check Sequence: 64 10-10-000-530340-0000	ACH Enabled: False
	Check Total:	82.00			
Vendor: 132271	Grainger, Inc. Locking Plugs Fountain Filter	190.00 86.46	08/02/2017 08/02/2017	Check Sequence: 65 10-10-000-530210-0000 10-10-000-550300-0000	ACH Enabled: False

Invoice No	Description	Amount	Payment Date	Acct Number	Reference
	Check Total:	276.46			
Vendor: 135005	Hasty Awards			Check Sequence: 66	ACH Enabled: False
	Conference Ribbons	389.00	08/02/2017	20-30-500-530910-0000	
06171622	Medals	20.87	08/02/2017	20-30-500-530910-0000	
	Check Total:	409.87			
Vendor: 135308	Heart Smart Technology			Check Sequence: 67	ACH Enabled: False
HS319826	Bus AED	1,578.00	08/02/2017	55-00-000-575915-0000	
HS320553	AED Pads	56.00	08/02/2017	20-30-100-530320-0000	
HS320553	Replacement Pads	56.00	08/02/2017	20-30-100-530320-0000	
	Check Total:	1,690.00			
Vendor: 136260	Hildebrand Sporting Goods			Check Sequence: 68	ACH Enabled: False
RR2852	Trophies	1,606.60	08/02/2017	20-21-000-535500-1235	
	Check Total:	1,606.60			
Vendor: 137180	Holy Cow Sports, Inc.			Check Sequence: 69	ACH Enabled: False
17-1624	Camp Shirts	218.75	08/02/2017	20-21-000-535500-1145	
	Check Total:	218.75			
Vendor: 199940	Illinois Department of Employment Security			Check Sequence: 70	ACH Enabled: False
	Unemployment Expense	352.00	08/02/2017	10-00-000-560700-0000	
	Check Total:	352.00			
Vendor: 141771	Illinois State Police			Check Sequence: 71	ACH Enabled: False
	Background Checks	1,500.00	08/02/2017	10-00-000-560600-0000	
	Check Total:	1,500.00			
Vendor: 198911	Imagetec LP Supplies			Check Sequence: 72	ACH Enabled: False
484140/323	Toner	9.99	08/02/2017	20-30-100-530100-0000	
	Check Total:	9.99			
Vendor: 141970	Impact Applications, Inc.			Check Sequence: 73	ACH Enabled: False
	Concussion Testing Subscription	435.00	08/02/2017	20-21-000-525500-1161	
	Check Total:	435.00			

Invoice No	Description	Amount	Payment Date	Acct Number	Reference
Vendor: 199680 7263	J&J Pool Equipment Services Vacuum Parts	29.00	08/02/2017	Check Sequence: 74 20-30-500-530900-0000	ACH Enabled: False
	Check Total:	29.00			
Vendor: 123355 20082483 20082581 20082845	Jeff Ellis & Associates Guard Licenses Guard License 8/17 Audit	180.00 105.00 900.00	08/02/2017 08/02/2017 08/02/2017	Check Sequence: 75 20-30-500-521600-0000 20-30-500-521600-0000 20-30-500-521600-0000	ACH Enabled: False
	Check Total:	1,185.00			
Vendor: 199575 9002040895	Johnson Health Tech NA Inc. MTX Console	1,264.00	08/02/2017	Check Sequence: 76 20-30-100-530210-0000	ACH Enabled: False
	Check Total:	1,264.00			
Vendor: 145490 4548	JPC Tree Care Tree Removal	3,150.00	08/02/2017	Check Sequence: 77 94-90-000-575170-0000	ACH Enabled: False
	Check Total:	3,150.00			
Vendor: 148305	Rebecca Karales 6/17 & 7/17 Mileage	24.61	08/02/2017	Check Sequence: 78 20-00-000-585270-0000	ACH Enabled: False
	Check Total:	24.61			
Vendor: 151470 26276/400/353	Landscape Material Mulch/Topsoil	752.00	08/02/2017	Check Sequence: 79 10-10-000-550600-0000	ACH Enabled: False
	Check Total:	752.00			
Vendor: 152045	Len's Ace Hardware Boat Numbers/Hardware Sand Paper Anchors/Drill Bits Beetle Trap Maintenance Supplies	45.69 16.44 103.79 8.09 287.28	08/02/2017 08/02/2017 08/02/2017 08/02/2017 08/02/2017	Check Sequence: 80 20-00-000-541250-0000 10-10-000-530300-0000 10-10-000-550301-0000 10-10-000-530300-0000 20-30-500-530300-0000	ACH Enabled: False
	Check Total:	461.29			
Vendor: 154610 4815 4880	Market Access Corporation 6/17 Special Use Permits 7/17 Special Use Permits	1,400.00 1,925.00	08/02/2017 08/02/2017	Check Sequence: 81 20-30-150-521205-0000 20-30-150-521205-0000	ACH Enabled: False

Invoice No	Description	Amount	Payment Date	Acct Number	Reference
	Check Total:	3,325.00			
Vendor: 155350	McCann Industries Inc.			Check Sequence: 82	ACH Enabled: False
1398139	48" Lath	96.64	08/02/2017	10-10-000-550250-0000	
1399058	Sonotube	120.60	08/02/2017	10-10-000-550301-0000	
	Check Total:	217.24			
Vendor: 199661	Meatheads			Check Sequence: 83	ACH Enabled: False
	BBQ Night	180.00	08/02/2017	20-30-500-530095-0000	
	Check Total:	180.00			
Vendor: 156599	Menard's			Check Sequence: 84	ACH Enabled: False
53372	District Plantings	184.97	08/02/2017	10-10-000-550600-0000	
54433	Pothole Patch	35.96	08/02/2017	10-10-000-550500-0000	
55281	Washers/Pull Handles	19.55	08/02/2017	10-10-000-530300-0000	
55491	Clamps	11.59	08/02/2017	10-10-000-530300-0000	
55904	Mason Line/Tote	66.90	08/02/2017	10-10-000-530300-0000	
56034	Splice Sleeves	14.37	08/02/2017	20-30-100-530300-0000	
56637	Zip Ties	50.97	08/02/2017	10-10-000-530300-0000	
57185	Portable Air Conditioner	269.00	08/02/2017	20-24-000-535500-4610	
57259	Furnace Filters	61.75	08/02/2017	10-10-000-550300-0000	
57585	Plastic Covering	29.98	08/02/2017	10-10-000-530300-0000	
57858	Nuts/Sockets	22.83	08/02/2017	10-10-000-530300-0000	
58122	Gloves/Clock	91.89	08/02/2017	20-30-450-530300-0000	
58276	Cutting Disc/Glue	20.48	08/02/2017	10-10-000-530300-0000	
58295	USB Cable/Case	11.99	08/02/2017	10-10-000-530100-0000	
58653	PVC Pipe	7.27	08/02/2017	20-30-100-530300-0000	
58814	Rope	12.16	08/02/2017	10-10-000-530300-0000	
	Check Total:	911.66			
Vendor: 198896	Midwest Printing Inc.			Check Sequence: 85	ACH Enabled: False
21398	Envelopes	280.74	08/02/2017	10-00-000-521700-0000	
21398	Envelopes	280.74	08/02/2017	20-00-000-521700-0000	
21399	Payroll Checks	140.04	08/02/2017	10-00-000-521700-0000	
21399	Payroll Checks	140.04	08/02/2017	20-00-000-521700-0000	
	Check Total:	841.56			
Vendor: 159801	National Seed			Check Sequence: 86	ACH Enabled: False
569623	Field Chalk/Pro Choice	973.00	08/02/2017	10-10-000-550800-0000	

Invoice No	Description	Amount	Payment Date	Acct Number	Reference
570090	Turface	350.00	08/02/2017	10-10-000-550800-0000	
570282	Clay Bricks	575.00	08/02/2017	10-10-000-550800-0000	
570636	Fertilizer/Quick Pro	2,260.00	08/02/2017	10-10-000-550400-0000	
570712	Field Chalk/Mound Clay	1,221.00	08/02/2017	10-10-000-550800-0000	
570882	Fertilizer	2,340.00	08/02/2017	10-10-000-550400-0000	
	Check Total:	7,719.00			
Vendor: 199618	Newton Screen Printing			Check Sequence: 87	ACH Enabled: False
48306/07	Program Tshirts	1,330.42	08/02/2017	20-21-000-535500-1182	
	Check Total:	1,330.42			
Vendor: 161205	Nicor Gas			Check Sequence: 88	ACH Enabled: False
	6/28-7/27/17 Gas	25.94	08/02/2017	10-00-000-570200-0000	
	Check Total:	25.94			
Vendor: 161204	Scott Norman			Check Sequence: 89	ACH Enabled: False
	Boot Reimbursement	50.00	08/02/2017	10-00-000-585815-0000	
	Check Total:	50.00			
Vendor: 161137	North American			Check Sequence: 90	ACH Enabled: False
8607415	Hand Soap	186.33	08/02/2017	20-30-100-530300-0000	
	Check Total:	186.33			
Vendor: 163300	Office Depot			Check Sequence: 91	ACH Enabled: False
	Office Supplies	96.48	08/02/2017	10-00-000-530100-0000	
	Office Supplies	96.48	08/02/2017	20-00-000-530100-0000	
	Office Supplies	8.10	08/02/2017	20-30-100-530100-0000	
	Office Supplies	19.47	08/02/2017	10-00-000-530100-0000	
	Office Supplies	19.46	08/02/2017	20-00-000-530100-0000	
	Office Supplies	123.89	08/02/2017	20-30-100-530100-0000	
	Check Total:	363.88			
Vendor: 162999	Official Finders			Check Sequence: 92	ACH Enabled: False
4766/55/825	7/17 Umpire Fees	165.00	08/02/2017	20-21-000-525500-1112	
4766/55/825	7/17 Umpire Fees	7,011.00	08/02/2017	20-21-000-525500-1235	
	Check Total:	7,176.00			
Vendor: 199051	Out On A Whim			Check Sequence: 93	ACH Enabled: False

Invoice No	Description	Amount	Payment Date	Acct Number	Reference
	Field Trip	291.60	08/02/2017	20-24-000-535500-4631	
	Field Trips	415.28	08/02/2017	20-24-000-535500-4631	
	Check Total:	706.88			
Vendor: 167080	PACHS II/Northwestern Med Occ Health			Check Sequence: 94	ACH Enabled: False
204570	Post Accident Screening	113.30	08/02/2017	10-00-000-585820-0000	
206308	Post-Offer Screening	196.66	08/02/2017	10-00-000-585820-0000	
	Check Total:	309.96			
Vendor: 117155	Paddock Publications			Check Sequence: 95	ACH Enabled: False
	7/16-9/9/17 Service	58.80	08/02/2017	10-00-000-585250-0000	
	7/16-9/9/17 Service	58.80	08/02/2017	20-00-000-585250-0000	
	Check Total:	117.60			
Vendor: 154895	Patterson Medical Supply, Inc.			Check Sequence: 96	ACH Enabled: False
	Ice Packs	217.50	08/02/2017	20-30-100-530300-0000	
	Check Total:	217.50			
Vendor: 169537	Paulson Press, Inc.			Check Sequence: 97	ACH Enabled: False
17-0615	Fall Activity Guide	9,400.00	08/02/2017	20-00-000-521650-0000	
	Check Total:	9,400.00			
Vendor: 101134	PDRMA			Check Sequence: 98	ACH Enabled: False
	7/17 Health Insurance	4,533.79	08/02/2017	10-00-000-565100-0000	
	7/17 Health Insurance	12,291.53	08/02/2017	10-10-000-565100-0000	
	7/17 Health Insurance	11,144.91	08/02/2017	20-00-000-565100-0000	
	7/17 Health Insurance	2,216.94	08/02/2017	20-30-100-565100-0000	
	7/17 Health Insurance	186.04	08/02/2017	20-30-150-565100-0000	
	7/17 Health Insurance	296.43	08/02/2017	20-30-200-565100-0000	
	7/17 Health Insurance	152.53	08/02/2017	20-30-300-565100-0000	
	7/17 Health Insurance	173.09	08/02/2017	20-30-350-565100-0000	
	7/17 Health Insurance	152.53	08/02/2017	20-30-400-565100-0000	
	7/17 Health Insurance	1,104.73	08/02/2017	20-30-450-565100-0000	
	7/17 Health Insurance	340.72	08/02/2017	20-30-500-565100-0000	
	7/17 Health Insurance	442.19	08/02/2017	55-00-000-565100-0000	
	7/17 Property Insurance	5,188.44	08/02/2017	10-00-000-560600-0000	
	7/17 Liability Insurance	2,546.66	08/02/2017	10-00-000-560600-0000	
	7/17 Workers Compensation Insurance	4,179.58	08/02/2017	10-00-000-560200-0000	
	7/17 Employment Practice	884.37	08/02/2017	10-00-000-560600-0000	

Invoice No	Description	Amount	Payment Date	Acct Number	Reference
	7/17 Pollution Liability	154.58	08/02/2017	10-00-000-560600-0000	
	Check Total:	45,989.06			
Vendor: 199468	Pitney Bowes Reserve Account			Check Sequence: 99	ACH Enabled: False
22876643	Refill Meter	400.00	08/02/2017	10-00-000-521800-0000	
22876643	Refill Meter	1,400.00	08/02/2017	20-00-000-521800-0000	
	Check Total:	1,800.00			
Vendor: 200025	Pizzo and Associates Ltd.			Check Sequence: 100	ACH Enabled: False
17766	Lake Ellyn Stewardship	2,652.42	08/02/2017	94-90-000-575170-0000	
	Check Total:	2,652.42			
Vendor: 171043	Plaques Plus, Inc.			Check Sequence: 101	ACH Enabled: False
CO517-36	Trophies	1,224.62	08/02/2017	20-21-000-535500-1111	
	Check Total:	1,224.62			
Vendor: 199747	Jade Podschweit			Check Sequence: 102	ACH Enabled: False
174	Photography Services	145.00	08/02/2017	20-00-000-585175-0000	
175/176	Photography Services	302.50	08/02/2017	20-00-000-585175-0000	
175/176	Photography Services	217.50	08/02/2017	20-00-000-521650-0000	
	Check Total:	665.00			
Vendor: 171395	Porter Pipe and Supply Co.			Check Sequence: 103	ACH Enabled: False
11609377	Pressure Relief Valves	192.73	08/02/2017	20-30-500-530210-0000	
	Check Total:	192.73			
Vendor: 199378	Race Time			Check Sequence: 104	ACH Enabled: False
	Timing 2K17	400.00	08/02/2017	20-26-000-525500-6840	
	Check Total:	400.00			
Vendor: 200011	Jenny Reiger			Check Sequence: 105	ACH Enabled: False
	7/4 Supplies	337.61	08/02/2017	20-21-000-535500-1241	
	Check Total:	337.61			
Vendor: 174009	Rental Max			Check Sequence: 106	ACH Enabled: False
240673-8	Light Tower	134.40	08/02/2017	10-10-000-530220-0000	
245014-8	Air Hammer/Compressor Rental	200.67	08/02/2017	10-10-000-530220-0000	

Invoice No	Description	Amount	Payment Date	Acct Number	Reference
	Check Total:	335.07			
Vendor: 103185	Republic Services #933			Check Sequence: 107	ACH Enabled: False
	7/17 Scavenger Service	750.00	08/02/2017	10-00-000-521300-0000	
	Check Total:	750.00			
Vendor: 131601	Revere Electric			Check Sequence: 108	ACH Enabled: False
3294901	Electrical Tape/Nuts	33.12	08/02/2017	94-90-865-575110-0000	
3312695/3899	Cord/Electrical Box	209.37	08/02/2017	10-10-000-530210-0000	
	Check Total:	242.49			
Vendor: 174978	Jeannie Robinson			Check Sequence: 109	ACH Enabled: False
	6/17 & 7/17 Mileage	89.88	08/02/2017	20-00-000-585270-0000	
	Camp Supplies	24.00	08/02/2017	20-24-000-535500-4450	
	Camp Supplies	23.00	08/02/2017	20-24-000-535500-4626	
	Check Total:	136.88			
Vendor: 149156	Rock 'N' Kids, Inc.			Check Sequence: 110	ACH Enabled: False
GESU17	Summer Classes	784.00	08/02/2017	20-22-000-525500-2331	
	Check Total:	784.00			
Vendor: 199058	Rotary Club of Glen Ellyn			Check Sequence: 111	ACH Enabled: False
6739	Dues	85.00	08/02/2017	20-00-000-585250-0000	
6739	Dues	85.00	08/02/2017	10-00-000-585250-0000	
	Check Total:	170.00			
Vendor: 176093	Russo Power Equipment			Check Sequence: 112	ACH Enabled: False
4208537	Post Driver	1,549.99	08/02/2017	10-10-000-575300-0000	
	Check Total:	1,549.99			
Vendor: 199751	Serve City, Inc.			Check Sequence: 113	ACH Enabled: False
0135	Summer Classes	490.00	08/02/2017	20-30-100-525500-0000	
	Check Total:	490.00			
Vendor: 178125	Service Sanitations			Check Sequence: 114	ACH Enabled: False
7318670	Port O Let Fees	620.00	08/02/2017	20-21-000-525500-1130	
7361526/32/34	Port O Let Fees	47.32	08/02/2017	20-21-000-525500-1130	

Invoice No	Description	Amount	Payment Date	Acct Number	Reference
7361526/32/34	Port O Let Fees	94.64	08/02/2017	20-21-000-525500-1235	
7361535	Port O Let Fees	47.32	08/02/2017	20-21-000-525500-1130	
7365254/53/56	Port O Let Fees	85.00	08/02/2017	20-21-000-525500-1127	
7365254/53/56	Port O Let Fees	206.29	08/02/2017	20-21-000-525500-1232	
7365254/53/56	Port O Let Fees	85.00	08/02/2017	20-21-000-525500-1182	
7380867/69/66	Port O Let Fees	85.00	08/02/2017	20-21-000-525500-1127	
7380867/69/66	Port O Let Fees	206.10	08/02/2017	20-21-000-525500-1232	
7380867/69/66	Port O Let Fees	85.00	08/02/2017	20-21-000-525500-1182	
7380868/5/3	Port O Let Fees	363.30	08/02/2017	10-10-000-521600-0000	
	Check Total:	1,924.97			
Vendor: 199065	Servicemaster Commercial			Check Sequence: 115	ACH Enabled: False
186230	July Janitorial Services	2,350.00	08/02/2017	20-30-450-521600-0000	
186747	August Janitorial Services	2,350.00	08/02/2017	20-30-450-521600-0000	
	Check Total:	4,700.00			
Vendor: 178275	Shaw Media			Check Sequence: 116	ACH Enabled: False
	Print Advertising	299.00	08/02/2017	20-00-000-521650-0000	
	Check Total:	299.00			
Vendor: 179030	Sign A Rama			Check Sequence: 117	ACH Enabled: False
10047	Soccer Banners	45.00	08/02/2017	20-21-000-525500-1127	
	Check Total:	45.00			
Vendor: 199260	Single Path, LLC			Check Sequence: 118	ACH Enabled: False
20654086-R	6/17 Office 365	221.25	08/02/2017	10-00-000-521400-0000	
20654086-R	6/17 Office 365	221.25	08/02/2017	20-00-000-521400-0000	
20654095	PC Replacement Program	1,017.10	08/02/2017	20-00-000-540700-0000	
20654267	7/17 Office 365	221.25	08/02/2017	20-00-000-521400-0000	
20654267	7/17 Office 365	221.25	08/02/2017	10-00-000-521400-0000	
20654268	7/17 IT Support	1,202.00	08/02/2017	10-00-000-521400-0000	
20654268	7/17 IT Support	1,202.00	08/02/2017	20-00-000-521400-0000	
	Check Total:	4,306.10			
Vendor: 199040	RJ Sisson, Inc.			Check Sequence: 119	ACH Enabled: False
1129	Summer Classes	1,326.50	08/02/2017	20-22-000-525500-2362	
	Check Total:	1,326.50			

Invoice No	Description	Amount	Payment Date	Acct Number	Reference
Vendor: 199567 95523417	Site One Landscape Supply, LLC Nozzles	19.71	08/02/2017	Check Sequence: 120 10-10-000-521315-0000	ACH Enabled: False
	Check Total:	19.71			
Vendor: 198934	Diane Smith Summer Classes	175.00	08/02/2017	Check Sequence: 121 20-25-000-525500-5706	ACH Enabled: False
	Check Total:	175.00			
Vendor: 199531 02-003849	Soccer 2000 Cones/Pinnies	1,849.00	08/02/2017	Check Sequence: 122 20-21-000-535500-1120	ACH Enabled: False
	Check Total:	1,849.00			
Vendor: 180672 29243	Spirit Products, Inc. Camp Shirts	544.14	08/02/2017	Check Sequence: 123 20-21-000-535500-1145	ACH Enabled: False
	Check Total:	544.14			
Vendor: 180760 585028	Sports Kids, Inc. Summer Classes	1,476.44	08/02/2017	Check Sequence: 124 20-30-300-530907-0000	ACH Enabled: False
	Check Total:	1,476.44			
Vendor: 181118	Staples Advantage Office Supplies Office Supplies Office Supplies Office Supplies	30.14 30.15 39.27 39.28	08/02/2017 08/02/2017 08/02/2017 08/02/2017	Check Sequence: 125 10-00-000-530100-0000 20-00-000-530100-0000 10-00-000-530100-0000 20-00-000-530100-0000	ACH Enabled: False
	Check Total:	138.84			
Vendor: 181115 90091124	State Chemical Solutions Cleaning Supplies	631.30	08/02/2017	Check Sequence: 126 10-10-000-530600-0000	ACH Enabled: False
	Check Total:	631.30			
Vendor: 199963 2961	Sticky Fingers Cooking Summer Camp	2,990.00	08/02/2017	Check Sequence: 127 20-22-000-525500-2314	ACH Enabled: False
	Check Total:	2,990.00			
Vendor: 182050 488954	Suburban Door Check & Lock Lock Repairs	181.25	08/02/2017	Check Sequence: 128 10-10-000-530900-0000	ACH Enabled: False

Invoice No	Description	Amount	Payment Date	Acct Number	Reference
	Check Total:	181.25			
Vendor: 199693 156564	Suburban Elevator Company 7/17-12/17 Maintenance	354.49	08/02/2017	Check Sequence: 129 20-30-200-521600-0000	ACH Enabled: False
	Check Total:	354.49			
Vendor: 199941 8198	Suburban Family Magazine Print Advertising	259.00	08/02/2017	Check Sequence: 130 20-00-000-521650-0000	ACH Enabled: False
	Check Total:	259.00			
Vendor: 182096 116496 116662 116663 116844/45/43 116844/45/43 116850 116851 117120/21 117120/21	Sunburst Sportswear Inc. Softball Uniforms Uniforms Swim Team Shirts Staff/Gator Shirts Staff/Gator Shirts Staff Shirts Staff Shirts 2K Run Shirts Camp Shirts	49.75 1,248.00 1,455.00 438.75 714.00 274.00 250.00 744.75 125.40	08/02/2017 08/02/2017 08/02/2017 08/02/2017 08/02/2017 08/02/2017 08/02/2017 08/02/2017 08/02/2017 08/02/2017	Check Sequence: 131 20-21-000-535500-1111 20-30-500-530401-0000 20-30-500-530910-0000 20-30-500-530910-0000 20-30-500-530401-0000 20-30-500-530401-0000 20-30-500-530401-0000 20-26-000-525500-6840 20-24-000-535500-4626	ACH Enabled: False
	Check Total:	5,299.65			
Vendor: 182470 DB2361727	Swank Motion Pictures Movie In The Park	385.00	08/02/2017	Check Sequence: 132 20-26-000-525500-6801	ACH Enabled: False
	Check Total:	385.00			
Vendor: 183540 20772 20822	Team Reil Inc. Wire Mesh Enclosure Safety Audit	398.25 750.00	08/02/2017 08/02/2017	Check Sequence: 133 10-10-000-550301-0000 94-90-865-575120-0000	ACH Enabled: False
	Check Total:	1,148.25			
Vendor: 183781 978694/93	Terrace Supply Company CO2	138.88	08/02/2017	Check Sequence: 134 20-30-500-530600-0000	ACH Enabled: False
	Check Total:	138.88			
Vendor: 152534 578780	The Lifeguard Store Guard Suits	119.25	08/02/2017	Check Sequence: 135 20-30-500-530401-0000	ACH Enabled: False

Invoice No	Description	Amount	Payment Date	Acct Number	Reference
	Check Total:	119.25			
Vendor: 199246 9579844	The Office of the State Marshall Boiler Inspections	140.00	08/02/2017	Check Sequence: 136 20-30-500-521600-0000	ACH Enabled: False
	Check Total:	140.00			
Vendor: 183005 201733012	T-Rexplorers LLC Summer Camps	3,915.00	08/02/2017	Check Sequence: 137 20-22-000-525500-2311	ACH Enabled: False
	Check Total:	3,915.00			
Vendor: 198840 832017	True LaCrosse LLC Deposit Turf Rental	500.00	08/02/2017	Check Sequence: 138 20-21-000-525500-1172	ACH Enabled: False
	Check Total:	500.00			
Vendor: 199344	TruGreen Emerald Ash Treatments	3,180.00	08/02/2017	Check Sequence: 139 94-90-000-575170-0000	ACH Enabled: False
	Check Total:	3,180.00			
Vendor: 188120 327313/6730/105 327313/6730/105 328081 329099 330774	Unique Products & Service Corporation Maintenance Supplies Maintenance Supplies Maintenance Supplies Soap Soap	280.96 7.96 403.14 458.60 573.25	08/02/2017 08/02/2017 08/02/2017 08/02/2017 08/02/2017	Check Sequence: 140 20-30-450-530310-0000 20-30-200-530310-0000 20-30-500-530300-0000 20-30-500-530300-0000 20-30-500-530300-0000	ACH Enabled: False
	Check Total:	1,723.91			
Vendor: 190330	Village of Glen Ellyn 7/17 Fuel 7/17 Fuel 5/15/17-6/15/17 Water 5/15/17-6/15/17 Water 5/15/17-6/15/17 Water 5/15/17-6/15/17 Water 5/15/17-6/15/17 Water 5/15/17-6/15/17 Water 5/15/17-6/15/17 Water 5/15/17-6/15/17 Water 5/15/17-6/15/17 Water	37.13 2,678.28 130.73 98.37 605.39 190.33 142.65 170.30 181.82 45.45 911.21	08/02/2017 08/02/2017 08/02/2017 08/02/2017 08/02/2017 08/02/2017 08/02/2017 08/02/2017 08/02/2017 08/02/2017 08/02/2017	Check Sequence: 141 20-00-000-530500-0000 10-10-000-530500-0000 20-30-200-570400-0000 20-00-000-570400-0000 20-00-000-570400-0000 10-00-000-570400-0000 20-30-150-570400-0000 20-30-350-570400-0000 20-30-450-570400-0000 10-00-000-570400-0000 20-30-100-570400-0000	ACH Enabled: False

Invoice No	Description	Amount	Payment Date	Acct Number	Reference
17.0001	5/15/17-6/15/17 Water	3,957.17	08/02/2017	20-30-300-570400-0000	
	5/15/17-6/15/17 Water	48.30	08/02/2017	20-00-000-570400-0000	
	5/15/17-6/15/17 Water	3,579.05	08/02/2017	20-00-000-570400-0000	
	5/15/17-6/15/17 Water	29.52	08/02/2017	20-30-400-570400-0000	
	Maryknoll Escrow Payment	1,515.13	08/02/2017	94-90-880-575110-0000	
	Check Total:	14,320.83			
Vendor: 199264	Warehouse Direct			Check Sequence: 142	ACH Enabled: False
3531458-0	Maintenance Supplies	206.89	08/02/2017	20-30-100-530300-0000	
3534208-0	Maintenance Supplies	98.67	08/02/2017	20-30-100-530300-0000	
3539679	Maintenance Supplies	145.19	08/02/2017	20-30-100-530300-0000	
3547925	Maintenance Supplies	90.92	08/02/2017	20-30-100-530300-0000	
3556519	Maintenance Supplies	115.49	08/02/2017	20-30-100-530300-0000	
	Check Total:	657.16			
Vendor: 193185	WDSRA			Check Sequence: 143	ACH Enabled: False
	Film Course	160.00	08/02/2017	20-00-000-521650-0000	
	Check Total:	160.00			
Vendor: 199095	Wheaton Park District			Check Sequence: 144	ACH Enabled: False
2017-053	Adult Co-Op Classes	216.00	08/02/2017	20-22-000-525500-2364	
	Check Total:	216.00			
Vendor: 200029	Kim White			Check Sequence: 145	ACH Enabled: False
	Nature Programs	250.00	08/02/2017	20-22-000-525500-2375	
	Check Total:	250.00			
Vendor: 199401	Wight Construction			Check Sequence: 146	ACH Enabled: False
19	Construction Management	6,771.01	08/02/2017	94-90-865-575110-0000	
	Check Total:	6,771.01			
Vendor: 194620	Windy City Field Hockey, LLC			Check Sequence: 147	ACH Enabled: False
	Tournament Fees	475.00	08/02/2017	20-21-000-525500-1171	
	Check Total:	475.00			
Vendor: 195470	Rick Wostratzky			Check Sequence: 148	ACH Enabled: False
	7/17 Umpire Fees	525.00	08/02/2017	20-21-000-525500-1101	

Invoice No	Description	Amount	Payment Date	Acct Number	Reference
	Check Total:	525.00			
Vendor: 197576	Myron Yocum			Check Sequence: 149	ACH Enabled: False
	7/17 Mileage	48.55	08/02/2017	20-00-000-585270-0000	
	Check Total:	48.55			
Vendor: 197710	Young Rembrandts			Check Sequence: 150	ACH Enabled: False
1488/85/87/86	Summer Classes	1,175.00	08/02/2017	20-22-000-525500-2315	
1492-95	Summer Classes	675.00	08/02/2017	20-22-000-525500-2315	
	Check Total:	1,850.00			
Vendor: 198620	Zenon Company			Check Sequence: 151	ACH Enabled: False
6688	Chairs	1,331.00	08/02/2017	94-90-930-575180-0000	
	Check Total:	1,331.00			
	Total for Check Run:	388,231.20			
	Total of Number of Checks:	151			

**Glen Ellyn Park District
Board of Commissioners
Regular Meeting
July 11, 2017
185 Spring Avenue**

I. Call to Order

Commissioner Wilson called the meeting to order at 6:30 p.m.

II. Roll Call of Commissioners

Upon roll call, those answering present were Commissioners Cornell, Ward, Durham, Stortz and Wilson. Commissioner Weber was absent, President Nephew arrived at 6:45 p.m. and Commissioner Cornell departed at 7:00 p.m.

Staff members present were Executive Director Harris, Superintendent of Recreation Esposito, Superintendent of Finance & Personnel Cinquegrani, and Marketing & Communications Supervisor O’Kray.

III. Pledge of Allegiance

Commissioner Wilson led the Pledge of Allegiance.

IV. Changes to the Agenda

None.

V. Public Participation

None.

VI. Consent Agenda

Commissioner Stortz moved, seconded by Commissioner Durham, to approve the Consent Agenda including the Voucher List of Bills totaling \$503,319.84 the June 20, 2017 Regular Meeting minutes.

Roll Call: Aye: Commissioners Stortz, Durham, Cornell, Ward, and Wilson.

Nay: None

Motion Carried.

VII. Staff Reports

Executive Director Harris stated that the Lake Ellyn Park playground opened last Saturday. The perimeter fence remained to protect surrounding landscape but will be removed soon. Harris also discussed the status of the Spring Avenue parking lot and the few items that need to be addressed prior to paving the south side and moving on to the north side of the lot. He discussed the transition plan to allow for continued use of the Dog Park. Harris also discussed an item that was brought to their attention regarding bees within various sand areas of the District and stated

that they are addressing those areas should people inquire. Superintendent Esposito reminded the Park Board of the Commissioner Meet and Greet that will take place on Thursday, July 13 at Surrey Park from 5:30-7:00 p.m. Harris also discussed the Babcock House that will be razed the week of July 15th. The Park Board discussed the area of Babcock Park and posed questions regarding the Spring Avenue Parking Lot.

VIII. Commissioners' Reports

Commissioner Cornell discussed the Fourth of July events located within the Glen Ellyn Park District and discussed her attendance at the awarding of the Village of Glen Ellyn Historic Preservation Commission "Restoration of the Year" award. The Park Board discussed the McAninch Orchestra's appearance at the Glen Ellyn fireworks and how that came to fruition. Commissioner Ward enjoyed the Regatta with his family, the Freedom Four run on the Fourth, the parade and the fireworks. Commissioner Stortz enjoyed the Fourth of July in town and commented on the large crowd that attended the parade. He also commended staff on the orchestration of all the events involving the Park District over the holiday weekend. Superintendent of Recreation Esposito discussed the raffle of the fishing pier viewing for the fireworks. Commissioner Durham stated he attended all the events over the holiday weekend and thoroughly enjoyed his involvement with his son in the Freedom Four race. President Nephew enjoyed her run in the Freedom Four race as well, the parade and the festival in the Park. Nephew commended the staff for all their hard work. President Nephew also commented on all the people enjoying the playground at Lake Ellyn Park. Commissioner Wilson commended the Fourth of July festivities.

IX. New Business

A. Site Tour (various locations)

Executive Director Harris stated that the Park Board of Commissioners including Commissioners Ward, Wilson, Stortz, Durham and President Nephew along with Executive Director Harris, Superintendent of Recreation Esposito, and Assistant Superintendent of Recreation Mary Defiglia would be taking a tour of Churchill Park, Ackerman Park and Lake Ellyn Park this evening. Harris stated they would not be returning to adjourn the meeting but the meeting would adjourn after the tour of the Park District site locations.

X. Adjourn

After the site tour and there being no further business, Commissioner Stortz moved, seconded by Commissioner Durham to adjourn the Regular Meeting at 9:15 p.m.

*Roll Call: Aye: Commissioners Stortz, Durham, Ward, Wilson, and President Nephew
 Nay: None*

Motion Carried.

Respectfully submitted,

Kimberly Dikker
Board Secretary



MEMO

August 7, 2017

TO: Park District Board of Commissioners
FROM: Kathleen Esposito, Superintendent of Recreation
CC: Dave Harris, Executive Director
RE: New Lighting fixtures at ASFC

As a reminder, funds were allocated within the 2017 Ackerman Sports and Fitness Center budget for the replacement of the athletic lights within the multi-sports turf field and the gymnasium. The project was included due to the current condition of the lights, the significant challenge to maintain and repair and the outdated technology. The timing to replace the lighting this year was also due in part to the ComED Public Sector Energy Efficiency Program Incentive which will subsidize a portion of the replacement lighting improvements. The incentive program expires in December 2017.

The current lights at ASFC which hang from the ceiling, are cone shaped, halide lights with 8 – 42-watt cfl light bulbs in each light fixture. Between the two areas, there are a total of 1,120 light bulbs. With each light, there are four (4) ballasts totaling 560 ballasts. The ballasts cost \$27.00 each and the light bulbs are \$4.39 each. In one year, over 700 light bulbs and 60 ballasts are replaced costing nearly \$6,500 annually. Additionally, a lift to change the bulbs three (3) times per year totaling \$1,800 must be rented. Due to the requirement to rent specific equipment along with the time that is involved to make the repairs, staff waits until there are several lights and ballasts that need attention. Once the new energy saving LED lights are installed, the Center will incur an annual cost savings of approximately 15% in relation to the lighting of the two areas

Over the last six months, staff researched new LED lighting for the Ackerman Sports and Fitness Center (AFSC) gymnasium and multi-sports turf field. To select the most appropriate lighting fixture, staff visited five (5) comparable recreation centers that have been built or in the process of being constructed within the past four years all utilizing LED lighting in their gymnasiums and turf fields. Unlike ASFC, most of the facilities do not install hanging lights. However, the sites provided similar applications and comparable activities.

Due to the design of the building, the hanging lights need to remain and the new fixtures with LED bulbs will be attached to the existing cable. Staff sought out lighting companies that supply the LED lighting options and have worked with the ComEd energy incentive program. The different companies offer similar style lighting fixtures but none offer the same fixture. Staff procured samples of the lighting and hung them up in the different areas within the turf field. The main requirements when analyzing and evaluating the fixtures included durability, brightness, light coverage, longevity and replacement issues.

Due to the uniqueness of each individual light fixture provided by different suppliers, there is no comparable competitive pricing of the same product. As a result, the procurement of the lights does not have to be competitively bid.

After researching options available that are compatible with the current structure of our lighting requirements, the following lights were reviewed:

Gymnasium

Product/Business	# of lights	Unit Price	Total cost w/rebate	Comments
Delta 1 High Bay 120/277 V 180 W 27,000 lumens Sedona Global Group, LLC	60	\$398	\$23,880 -6,363 \$17,517	Outer casing hard plastic; not very durable; contains 7 tiny light pucks that have a \$165 replaceable cost;
Lumecon LHB140 120-277 V 139 W 15,270 lumens Twin Supplies, LTD	60	\$485	\$29,100 -8,688 \$20,412	Outer casing made of aluminum with glass lens on outer cover; Not very durable; 10-year warranty
Litetronics High Bay 120-277 V 185 W 24,000 lumens Batteries Plus	60	\$363.61	\$21,756.60 -5,436 \$16,320	Smaller size outer casing made of shatterproof polycarbonate lens material with an impact rating of over 45 ft-pounds; 7-year warranty

Turf Field

Product	# of Lights	Unit Price	Total cost w/rebate	Comments
Delta 1 High Bay 120/277 V 180 W 27,000 lumens Sedona Global Group, LLC	80	\$398	\$31,840 -6,363 \$25,477	Outer casing hard plastic; not very durable; contains 7 tiny light pucks that have a \$165 replaceable cost;
Lumecon LHB 140 120-277 V 139 W 15,270 lumens Twin Supplies, LTD	80	\$485	\$38,800 -8,688 \$30,112	Outer casing made of aluminum with glass lens on outer cover; Not very durable for turf area; 10-year warranty
Lithonia JHBL 120-277 V 120 W 16,355 lumens Batteries Plus	80	\$723.28	\$57,862.40 -10,368 \$47,494.40	Rugged, durable die-cast aluminum housing designed for heat dissipation and corrosion resistance with die cut rubber gasketing and wire guards, shatterproof; 5-year warranty

The two lighting fixtures best suited for the activity within each area are the Litetronics for the gymnasium and the Lithonia JHBL for the turf. Within the turf area it is imperative that the light and fixture are durable and can withstand the exposure to high velocity soccer and lacrosse balls while

providing quality lighting. The Lithonia product is the only fixture that is applicable for use within the turf field. Staff will supply a sample of each light fixture at the Board meeting to demonstrate the uniqueness of each fixture. Also, attached to this memo is a detailed description of two recommended fixtures.

Recommendation:

Based on research and evaluation, Staff recommends the purchase of the Litetronics High Bay for \$16,320 for the gymnasium and the Lithonia JHBL for \$47,494.40 for the turf. This cost does not include installation. Staff is still finalizing that information but based on initial quotes, the cost will be between \$15,000 and \$19,000 for an electrical contractor to install all of the new lights.

Motion:

I make the motion to authorize the purchase of the Litetronics High Bay for \$16,320 and the Lithonia JHBL for \$47,494.40 and. due to the grant funding opportunities, the procurement is not adapted to competitive bidding.

Catalog Number
Notes
Type

FEATURES & SPECIFICATIONS

INTENDED USE — The JHBL is constructed to withstand moisture, dust, and chemical contact. Common applications for JHBL include demanding environments such as manufacturing, foundries, natatoriums, gymnasiums, packaging, and cold storage. Ideal one-for-one replacement of conventional HID and fluorescent high bay systems.

CONSTRUCTION — Rugged die-cast aluminum housing designed for heat dissipation and corrosion resistance. Housing utilizes die cut rubber gasketing. Wire guard attachment points are precast in optical housing. Housing and optics maintain IP65 rating with all internal components including optional integrated sensor.

OPTICS — One piece precision molded .375" thick borosilicate glass that is silicone rubber gasketed.

ELECTRICAL — Utilizes 90°C case temperature, Non-class 2 drivers standard for maximum life at high temperatures. Less than 10% THD and PF >90. 3.0 kV surge protection is standard. Multiple voltages available including HVOLT. Lumen maintenance is 90% at 60,000 hours. L70 greater than 100,000 hours. 0-10V dimming standard for a dimming range of 100% to 10% - dimming source current is 150 microA.

INSTALLATION — 3/4 inch NPS threaded hub standard that is suitable for pendant, hook or loop mounting with appropriate mounting accessories. See accessories for available options.

LISTINGS — CSA certified to US and Canadian safety standards. Wet location listed. IP65 rated. Suitable for use in ambient temperatures from -40°F (-40°C) to 131°F (55°C) for MVOLT; -40°F (-40°C) to 104°F (40°C) for HVOLT. High ambient (HA option) of 65°C available. Patent pending. Covered ceiling not required to maintain wet location listing or IP ratings.

WARRANTY — 5-year limited warranty. Complete warranty terms located at www.acuitybrands.com/CustomerResources/Terms_and_conditions.aspx

Actual performance may differ as a result of end-user environment and application.

Actual wattage may differ by +/-1% when operating between 120-277V +/-10%.

Note: Specifications subject to change without notice.

LED IP Rated High Bay

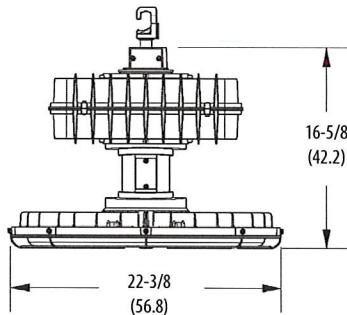
JHBL

12,000, 18,000, 24,000, 36,000 or 48,000 Lumens

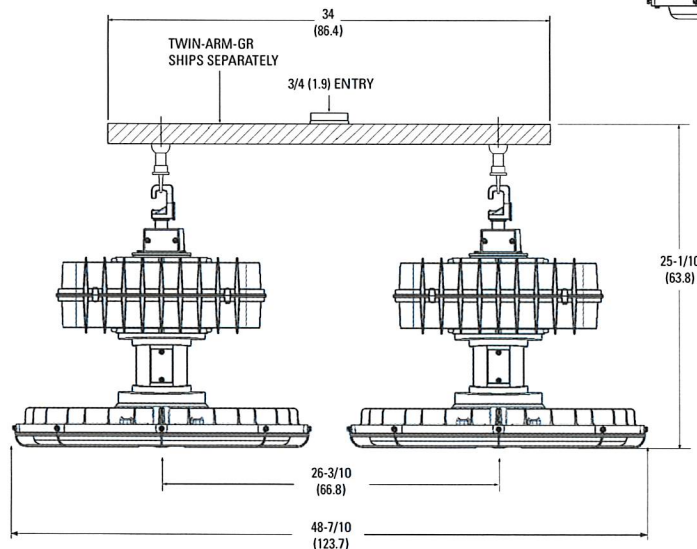
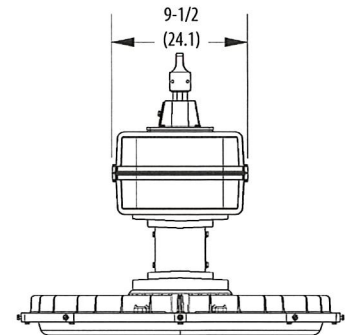


DIMENSIONS

All dimensions are in inches (centimeters) unless otherwise indicated. Dimensions may vary with options or accessories.



Shown with HKM(G) mounting accessory.
See accessory options on page 2.



JHBL LED IP Rated High Bay

ORDERING INFORMATION

Lead times will vary depending on options selected. Consult with your sales representative.

Example: JHBL 18000LM GL WD MVOLT GZ10 50K 70CRI CS89 DWH

JHBL Series	Lumens	GL Lens	Distribution	Voltage	GZ10 Driver	Color temperature	Color rendering index
JHBL	12000LM 12,000 lumens 18000LM 18,000 lumens 24000LM 24,000 lumens 36000LM 36,000 lumens ¹ 48000LM 48,000 lumens ¹	GL Glass	WD Wide ND Narrow	MVOLT 120-277V HVOLT 347V-480V ² 120 120V 277 277V 347 347V ² 480 480V ²	GZ10 0-10V dimming	40K 4000 K 50K 5000 K	70CRI 70 CRI 80CRI 80 CRI

Options				DWH Color ¹²	Finish
SF	Single fusing ^{3,4}		Controls:	DWH White	(blank) Less CR protection
DF	Double fusing ^{3,5}		MSE6NWL		CR Corrosion resistant
BSL722	Bodine® emergency LED battery pack for 0°C and up ^{3,6,7}		MSE62L3VWL		
BSL722C	Bodine® emergency LED battery pack for -20°C and up ^{3,6,7}		MSE62L3VWL DSC2L3VWL		
SPD	Surge protector ^{3,8}				
WGX	Standard wire guard, installed		MSE10NWL		
HA	65°C ambient operation ⁹		MSE102L3VWL		
Cord sets:					
CS88	6' Brad Harrison 16/3 cord and straight blade plug set, wet location ³		MSE102L3VWL DSC2L3VWL		
CS88L12	12' Brad Harrison 16/3 cord and straight blade plug set, wet location ³				
CS89	6' white cord, 16/3, no plug, wet location		MSE6XAWL		
CS89L12	12' white cord, 16/3, no plug, wet location		MSE10XAWL		
HC3PC3RWT	Wet location, hook, 3' cord, plug and receptacle ^{3,10}		XAD		

Options (Fixtures utilizing the below options will bear a damp location label.)

DL	Damp location ¹³	LCPP	Loop, cord, non-NEMA 14A twist-lock plug ^{3,15}
HCX	Hook, cord, no plug ¹⁴	HOCS	Hook, 5' RELOC® OCS ³
HCXP	Hook, cord, 15A NEMA twist-lock plug ^{3,14}	LOCS	Loop, 5' RELOC® OCS ³
LCXP	Loop, cord, 15A NEMA twist-lock plug ^{3,14}	OCS	5' RELOC® OCS ³

Accessories: Order as separate catalog number.

WGJHBL	Wire guard	LKM	Fixture loop male
HKMG	Grommated fixture hook male	TPH	Through-wire power hook ¹⁶
LPMG	Grommated fixture loop male	PPH	Pendant power hook ¹⁶
HKM	Fixture hook male	JHBLTMB34	34" tandem mounting bar ¹⁷

Notes

- Ships as two fixtures that are mounted with a twin mounting bar. Not recommended for wet locations.
- Not available with HA option or X-Point wireless.
- Must specify voltage.
- Available with 120, 277 or 347V.
- Available with 208, 240 or 480V.
- Not available with HA option.
- Factory installed only. Must specify voltage. Not available with 347V, 480V, MVOLT, HVOLT or HA option. For use in ambient temperatures up to 35°C. Emergency IES files available on www.lithonia.com.
- Use of surge protection is suggested in environments with known transients.
- Not available with controls, battery packs, HVOLT, 347V, 480V or XPoint.
- Total cord length 6' (3' on plug side and 3' on receptacle side). Other lengths available in odd increments. Ex: 5', 7', 9', etc.
- Not available with 347V, 480V or HVOLT.
- Lithonia standard and architectural colors also available. Consult sales representative.
- Required for fixtures utilizing damp location options. Ex: HKM, LPM, etc.
- X denotes length of cord. Cords are available in odd increments. Ex: 3', 5', 7', etc.
- Requires TPH or PPH accessory.
- Fixture must have LCPP option.
- Requires HCX option for mounting fixtures.



LED High Bay High Ceiling



Designed Specifically for Quick and Easy Installation.

The Litetronics waterproof LED High Bay makes it easy to improve your lighting in high ceiling environments. DLC approved, our standard glass lens product is IP 65 rated and can be used indoors or out for direct and indirect lighting. 5.2" tall, under 16" wide and only 16-18 lbs, it is an easy install compared to most high bays offering up to 29,000 lumens.

Popular Options Include:

- White color
- Shatterproof polycarbonate lens material with an impact rating of over 45 foot-pounds.
- Polyester powder coat designed for cosmetic consistency and strength against highly corrosive materials

Benefits

- 118-120 lumens/watt
- Uniform circular light distribution
- Waterproof IP 65 with glass lens
- Light weight and compact
- Optional PIR sensor for prox sensing
- 7-year warranty*
- Optional polycarbonate shatterproof lens
- 0-10V low voltage dimming
- Higher Center Beam Candle Power
- Polycarbonate lens with NSF approvals
- DLC approved

Markets & Applications

- Retail
- Warehouse
- Industrial
- Gyms
- Transit Facilities

LITETRONICS®

6969 W. 73rd Street
Bedford Park, IL 60638
www.Litetronics.com

LED High Bay

High Ceiling

Technical Product Information

Rated Life: 79,000*

Volts: 120-277V

CRI: 84

Power Factor: ≥0.9

Base: Waterproof Twist Connector


Mounting: Snap Lock Hook

Standard: Black

Optional: White Heat Sink & White Cords


Weight: 16lbs.(125W) 18lbs.(185W & 220W)

Beam Angle: 110°



5.19"

15.75"



15.75"

15.75"

HIGH BAY

Compatible Dimmers

Available online at: <https://www.litetronics.com/webfoo/wp-content/uploads/High-Bay-Dimmer-List.pdf>

Part Number Matrix

XX (product family)	XXX (wattage)	X (color)	X (lens)	XX (color temperature)	XX (dimming)	X (coated)
HB - LED High Bay	125 - 125 watts	B - Black	1 - Glass Frosted	40 - 4000K	DL - 0-10V Dimming	T - Corrosion Resist
	185 - 185 watts 220 - 220 watts	W - White	2 - Polycarbonate Frosted 3 - Polycarbonate Clear 4 - Glass Clear	50 - 5000K		

Clear Glass 0-10V Dimming Specifications

VOLTS	WATTS	DESCRIPTION	ORDERING CODE	CCT (K)	HIGH BAY LUMENS**	C.B.C.P.	DIMMING
120-277	125	125W 16" BLK LED HB 120-277V GCL 4000K 0-10V DIM	HB125B440DL	4000	16,000	5402	0-10V
		125W 16" BLK LED HB 120-277V GCL 5000K 0-10V DIM	HB125B450DL	5000	16,000	5402	
	185	185W 16" BLK LED HB 120-277V GCL 4000K 0-10V DIM	HB185B440DL	4000	24,000	7848	
		185W 16" BLK LED HB 120-277V GCL 5000K 0-10V DIM	HB185B450DL	5000	24,000	7848	
	220	220W 16" BLK LED HB 120-277V GCL 4000K 0-10V DIM	HB220B440DL	4000	29,000	9086	
		220W 16" BLK LED HB 120-277V GCL 5000K 0-10V DIM	HB220B450DL	5000	29,000	9086	

Frosted Glass 0-10V Dimming Specifications

VOLTS	WATTS	DESCRIPTION	ORDERING CODE	CCT (K)	HIGH BAY LUMENS**	C.B.C.P.	DIMMING
120-277	125	125W 16" BLK LED HB 120-277V GFR 4000K 0-10V DIM	HB125B140DL	4000	15,000	4753	0-10V
		125W 16" BLK LED HB 120-277V GFR 5000K 0-10V DIM	HB125B150DL	5000	15,000	4753	
	185	185W 16" BLK LED HB 120-277V GFR 4000K 0-10V DIM	HB185B140DL	4000	22,000	6906	
		185W 16" BLK LED HB 120-277V GFR 5000K 0-10V DIM	HB185B150DL	5000	22,000	6906	
	220	220W 16" BLK LED HB 120-277V GFR 4000K 0-10V DIM	HB220B140DL	4000	26,000	7995	
		220W 16" BLK LED HB 120-277V GFR 5000K 0-10V DIM	HB220B150DL	5000	26,000	7995	

*Warranty: 1. for installations where ambient temperature exceeds 45°C, warranty is reduced to 5 years.
2. Maximum operating temperature is 55°C.
3. For higher temperature applications consult Litetronics.



LITETRONICS®



MEMO

August 7, 2017

TO: Park District Board of Commissioners
FROM: Dave Harris, Executive Director
CC: Dan Hopkins, Superintendent of Parks and Planning
RE: Newton Park Parking Lot Improvement Modification

The Glen Ellyn Park District is presently implementing several asphalt improvements at various locations within the Park District per the 2017 capital improvement budget. The projects include renovation of the Spring Avenue Recreation Center parking lot, adding a walking path from the east parking lot at Newton Park to the central corridor of the park and repairing and resurfacing of the Village Green tennis courts.

Finally, a circle drive is being added to the south end of the Newton Park west parking lot to improve traffic circulation within that area. Due to budgetary constraints and other priorities at the time the 2017 budget was formulated, presented and approved, resurfacing of that west lot was not included despite the area being in disrepair. However, as some planned projects including the Newton Athletic lights have been removed from the 2017 budget and the fact that due to the previously scheduled asphalt work that is to take place at Newton Park, it would be in the Park District's best interest to resurface the entire lot while achieving significant cost savings. The approximate savings by combining the project with ongoing work compared to a standalone project is estimated at nearly 50% less expensive. The change order would be \$31,816. Engineering Resource Associates (ERA) who is overseeing the entire project believes the price is extremely competitive and if funding is available, it would be financially beneficial while addressing the need.

In addition to the cost, the timing of the repairs is a concern as well. As fall activities have begun, the work on the lot could impact parking. However, the resurfacing of the west lot will take three days of which parking can still occur in the evening on two of those nights. As a result, staff is confident that any inconvenience will be limited and manageable.

Recommendation: Staff recommends approval of change order #1 for the Asphalt Improvement Project to resurface the entire west parking lot of Newton Park. Performing the work at the same time of previously planned asphalt improvements, the District achieves significant cost savings while addressing an existing asset that is in need of repair and will need to be addressed soon if not now.

Motion: I make the motion to approve change order #1 for the Asphalt Improvement Project which will resurface the entire west parking lot at Newton Park in the amount of \$31,816.



MEMO

August 7, 2017

TO: Park District Board of Commissioners

FROM: Dave Harris, Executive Director

RE: Temporary Storage of Historic Glen Ellyn house (426 Hill Avenue) on Park District property

The Glen Ellyn Park District was recently approached by Jim Slattery, 498 Taylor Avenue, Glen Ellyn, regarding the possibility of temporarily storing a house on the Park District property at Lenox Road. Mr. Slattery is presently making efforts to purchase a historic house within Glen Ellyn (426 Hill Avenue) that is scheduled for demolition the week of August 21st. An article is attached that provides more background on the historic house and present situation.

Mr. Slattery has inquired about the opportunity to store the house on Park District property while he purchases a residential lot and constructs a foundation on which the house can then be relocated. Due to the imminent date of the demolition, Mr. Slattery is required by the 426 Hill Avenue owner to remove the house prior to Mr. Slattery preparing a site for permanent relocation. He has stated that he is in the process of purchasing a site. As a result, he needs a temporary location to store the house until that site is prepared.

The Park District appreciates and commends Mr. Slattery's effort to preserve a historical significant Glen Ellyn home and is willing to support his efforts should it have minimal impact and risk to the Park District. After conferring with Park District counsel, a first draft of a hold harmless agreement has been compiled and attached for review. If the board is supportive of temporarily storing the house at the Lenox Road property, approval of the agreement by the Board is required along with direction for Attorney Price and Director Harris to be able to make changes and edits accordingly. A final copy then will be presented to Mr. Slattery for his agreement to all requirements and obligations. To protect the Park District should the plan not progress as Mr. Slattery states, a surety bond of \$100,000 will be required by Mr. Slattery. This will ensure that any expenses incurred because of the home being stored on Park District property will be covered. This includes but is not limited to restoration of the property and removal of the house should the owner not be able to do so within the identified timeline. The temporary storage is also subject to consent by the two nearby residents that live within this area. At the time the memo was compiled, the District has not yet made contact with either home owner.


Recommendation: Staff recommends that the Board approve the agreement and gives authority to Park District legal counsel and Director to make any additional changes that would be in the best interest of the Park District. Execution of the agreement is subject to Mr. Slattery agreeing and assuming all responsibility related to the moving and storage of the home as well as providing a surety bond of

\$100,000. Mr. Slattery must also adhere to all Village, county and other governing bodies ordinances and requirements. Finally, it is also subject to the consent of the two nearby neighbors.

Motion: I make a motion to authorize the agreement to allow the storage of the historic house currently at 426 Hill Avenue, Glen Ellyn at the Glen Ellyn Park District Lenox Road property subject with authority for Executive Director Harris and Legal Counsel Price to make any final edits prior to execution of said agreement.

News updated: 7/21/2017 12:34 PM

Historic Glen Ellyn house headed for demolition



An 1840s-era house in Glen Ellyn is slated for demolition on the 400 block of Hill Avenue.

Bev Horne | Staff Photographer



Katlyn Smith


A 19th-century farmhouse of historical significance in Glen Ellyn could meet the wrecking ball to make way for a new family home.

Stewards of Glen Ellyn's heritage hope to intervene in the eleventh hour and arrange a meeting with the new owners of the deep, wooded lot where the house has stood for 170 years.

"We're going to do our very best," said Lee Marks, the chairman of the village's historic preservation commission.

But the homebuilders hired by those owners have applied for a village demolition permit and could pick it up once two procedural steps are satisfied. Barring their voluntary cooperation and a last-ditch effort to save it, the white house could be torn down at 426 Hill Ave.

Members of the historic preservation commission met Thursday night to try to find a way to stave off the loss of what they say is one of the village's last few homes from the 1840s.



William J. Johnson originally owned the farmhouse, shown in a photo from around the turn of the century. - Courtesy of the Glen Ellyn Historical Society

If they do secure a meeting with the couple, preservationists would be sure to tell the story of the home's original owner, William J. Johnson. Research provided by the Glen Ellyn Historical Society shows Johnson worked for 20 years as DuPage County's treasurer and may have been the first.

Johnson also must have been a prominent land owner, considering he purchased about \$18,900 worth of property, starting in 1843, according to county records compiled by history buff and Glen Ellyn resident Elizabeth Scheet. That's a significant sum for the era, she told the preservation commission.

Johnson owned 120 acres around the site of the farmhouse, an area that extends from just west of present-day Kenilworth Avenue to just west of Park Boulevard, Scheet said.

During the meeting, historic preservation commissioners identified the new property owners as Lori and Dan Niforatos. They could not be reached for comment Thursday. Neighbors say the Glen Ellyn couple purchased the home from the family of a woman who grew up in the house and died about a year and half ago.

Before the property changed hands, Marks said he toured the home with John Schreiber, a fellow commissioner and a contractor who has restored historic buildings. Marks said the home appeared to be "structurally sound."

"There is nothing to recommend the house for demolition," Schreiber said.

Commissioners expressed frustration that village officials had not told them ahead of time the owners had applied for a demolition permit. But the home is not one of the 38 landmarked properties within Glen Ellyn.

"We need to find a way that this commission and the village can be more proactive than reactive when this kind of stuff happens," Commissioner Kelli Christiansen said.

Marks said he recently found out about the impending demolition from a neighbor and reached out to the new owners last week.

"I think this whole thing was a surprise when I called them," Marks said.

Once the contractor identifies a date for the demolition, the builders will be required to send a notice to surrounding property owners seven to 10 business days before the first of three possible consecutive dates to begin demolition, village planners say.

The contractor can get the demolition permit in hand after the notice has been sent and the village receives proof that the utilities on the site have been disconnected.

But the contractor may choose to pull at the same time both the demolition permit and a building permit that has not yet been issued.

Marks said doesn't want to put the owners "between a rock and a hard place." But he also is dismayed that Glen Ellyn could lose what he considers an important piece of its history.

"It's very sad," he said.



RELEASE, HOLD HARMLESS AND INDEMNIFICATION

This **RELEASE, HOLD HARMLESS, AND INDEMNIFICATION** (“Agreement”) is made and entered into this day of _____, 20____, by and between the Glen Ellyn Park District (“Park District”) and James Slattery the owner of the house being moved within the corporate limits of the Village of Glen Ellyn (“Owner”).

WHEREAS, Owner desires to move a residential dwelling (“House”) of some historic value to the community and needs to store, for a temporary period of time, the House while it sits upon the transport trailer or other approved means until such time as the foundation work for the House at its new location is completed; and

WHEREAS, the Glen Ellyn Park District owns the property commonly known as Lenox Road property, located on Lenox Street (“Park”); just north of St. Charles Road

WHEREAS, the Owner, Park District and the Village of Glen Ellyn all agree that the storage of the House upon the transport trailer at the Park is feasible; and

WHEREAS, Owner is willing to hold the Park District harmless from any and all claims and expenses arising out of the temporary storage of the House at the Park.

NOW, THEREFORE, in consideration of the promises made by the Parties herein, and other good and valuable consideration, the Parties agree as follows:

1. Recitals. The recitals made above are an integral part of this Agreement and are hereby incorporated herein and made a part hereof as though fully set forth herein.

2. Release. Owner does hereby fully and forever **RELEASE** the Glen Ellyn Park District from any and all claims, liabilities, demands and causes of action relating to any matters of any kind, whether known or unknown, that Owner or anyone claiming through or by Owner has, had or may have arising out of the use of the Park, or attempted use of the Park, for any purpose associated with the House or its relocation.

3. Indemnification and Hold Harmless. Owner, on its behalf, and on behalf of its successors and assigns, does hereby **INDEMNIFY AND HOLD HARMLESS** the Glen Ellyn Park District from any and all claims, liabilities, demands, and causes of action of any kind or nature that arise or relate directly or indirectly to the House or its relocation. In connection therewith, the Owner shall furnish the Park District with an insurance policy for no less than \$1,000,000 covering the Park District as a named insured indemnifying the Park District from any and all losses, costs, fees, expenses, damages to property, or injuries to persons suffered by the Park District or its employees or agents or officers; and further indemnifying the

Park District against any hazards or claims against the Park District for property damage or personal injury that arise out of or are related to Owner's activities with respect to the House.

4. Property Restoration and Reimbursement. Following removal of the House, the Owner shall, in addition to any other obligations to the Park District, pay to the Park District the cost of restoring the Park to as good of a physical condition as existed prior to the Owner's activities at the Park. The restoration work shall be undertaken by the Park District but paid for by the Owner.

5. Surety Bond Prior to the relocation of the house onto Park District property, a surety bond for \$100,000 must be provided by the Owner to the Park District. Until receipt of the bond, the house cannot be relocated to Park District property.

6. Applicable Law. This Agreement shall be construed, interpreted, governed, and enforced in accordance with the laws of the State of Illinois.

7. Binding Agreement/Construction. The Parties each warrant that they have carefully read and understand the terms and consequences of the provisions of this Agreement, that they have been represented in the preparation, negotiation, and execution of this Agreement by legal counsel of their own choice or that they have voluntarily declined to seek such counsel, that they intend to be legally bound by it, that they have entered into it freely, knowingly, and voluntarily, and that they have the full right, power, authority, and capacity to enter into and execute this Agreement. Each Party warrants that it is fully aware of the legal and binding effect of this Agreement. The Parties each further warrant that this Agreement is entered into with no Party relying upon any statement or representation made by any other Party not specifically set forth in this Agreement and that this Agreement is binding on each of their respective assigns and successors.

IN WITNESS WHEREOF, the Parties have executed this Agreement on the date written below.

OWNER: _____

GLEN ELLYN PARK DISTRICT: _____

DATED:

Glen Ellyn Park District

Investment Report

June 30, 2017

Bank Balances	June 2016	July 2016	August 2016	September 2016	October 2016	November 2016	December 2016	January 2017	February 2017	March 2017	April 2017	May 2017	June 2017
Wheaton/Glen Ellyn Bank & Trust	\$ 637,866.82	\$ 370,915.42	\$ 805,213.48	\$ 643,435.80	\$ 373,314.19	\$ 322,191.28	\$ 378,894.05	\$ 327,951.05	\$ 394,748.12	\$ 588,594.10	\$ 560,488.84	\$ 299,958.96	\$ 487,850.76
Bridgeview Bank	247,855.74	247,876.79	247,897.84	247,918.22	247,939.28	247,959.65	247,980.71	248,001.77	248,020.80	248,041.86	248,062.25	-	-
Bridgeview Bank - CD (2)	-	-	-	-	-	-	-	-	-	-	-	248,069.05	248,069.05
Illinois Funds - 9347	3,534,881.57	3,563,026.11	3,567,347.40	3,568,532.07	3,594,394.57	3,595,705.79	3,603,816.07	3,629,980.49	3,631,712.82	3,399,470.97	3,441,501.17	3,269,428.27	3,271,772.12
Illinois Park District Liquid Asset Fund	200,070.80	200,111.44	200,163.48	200,216.81	200,274.67	200,336.06	200,409.84	200,508.26	200,606.73	200,709.51	200,821.32	200,940.27	201,060.60
Illinois Metropolitan Investment Fund	3,500,651.30	3,199,619.02	2,505,240.81	4,894,890.47	4,533,917.31	4,429,916.63	3,135,766.03	2,937,691.90	2,640,175.47	2,642,110.98	2,644,188.40	2,646,336.29	5,156,084.90
Total Bank Balance	\$ 8,121,326.23	\$ 7,581,548.78	\$ 7,325,863.01	\$ 9,554,993.37	\$ 8,949,840.02	\$ 8,796,109.41	\$ 7,566,866.70	\$ 7,344,133.47	\$ 7,115,263.94	\$ 7,078,927.42	\$ 7,095,061.98	\$ 6,664,732.84	\$ 9,364,837.43
Illinois Metropolitan - Liquidating Trust (1)	\$ 274,552.46	\$ 274,552.46	\$ 274,552.46	\$ 274,552.46	\$ 274,552.46	\$ 274,552.46	\$ 274,552.46	\$ 274,552.46	\$ 274,552.46	\$ 274,552.46	\$ 274,552.46	\$ 274,552.46	\$ 274,552.46
Interest Rates													
Bridgeview Bank	0.10%	0.10%	0.10%	0.10%	0.10%	0.10%	0.10%	0.10%	0.10%	0.10%	0.10%	-	-
Bridgeview Bank - CD (2)	-	-	-	-	-	-	-	-	-	-	-	1.15%	1.15%
Illinois Funds - 9347	0.34%	0.36%	0.39%	0.40%	0.41%	0.44%	0.51%	0.59%	0.62%	0.70%	0.78%	0.79%	0.87%
Illinois Park District Liquid Asset Fund	0.28%	0.24%	0.31%	0.33%	0.34%	0.37%	0.43%	0.58%	0.64%	0.60%	0.68%	0.70%	0.73%
Illinois Metropolitan Investment Fund	0.48%	0.48%	0.51%	0.51%	0.50%	0.49%	0.65%	0.76%	0.75%	0.87%	0.96%	0.96%	1.07%
Interest													
Bridgeview Bank	\$ 20.37	\$ 21.05	\$ 21.05	\$ 20.38	\$ 21.06	\$ 20.37	\$ 21.06	\$ 21.06	\$ 19.03	\$ 21.06	\$ 20.39	\$ 6.80	\$ -
Bridgeview Bank - CD (2)	-	-	-	-	-	-	-	-	-	-	-	156.32	234.48
Illinois Funds - 9347	850.86	1,074.79	1,169.98	1,184.67	1,240.81	1,311.22	1,558.81	1,815.70	1,732.33	2,117.24	2,186.92	2,268.11	2,343.85
Illinois Park District Liquid Asset Fund	45.82	40.64	52.04	53.33	57.86	61.39	73.78	98.42	98.47	102.78	111.81	118.95	120.33
Illinois Metropolitan Investment Fund	1,393.13	1,453.19	1,343.29	1,825.87	1,939.70	1,782.13	1,168.25	1,925.87	1,599.10	1,935.51	2,077.42	2,147.89	4,266.47
Total Interest	\$ 2,310.18	\$ 2,589.67	\$ 2,586.36	\$ 3,084.25	\$ 3,259.43	\$ 3,175.11	\$ 2,821.90	\$ 3,861.05	\$ 3,448.93	\$ 4,176.59	\$ 4,396.54	\$ 4,698.07	\$ 6,965.13
Weighted Average Calculation													
Bridgeview Bank	\$ 247.86	\$ 247.88	\$ 247.90	\$ 247.92	\$ 247.94	\$ 247.96	\$ 247.98	\$ 248.00	\$ 248.02	\$ 248.04	\$ 248.06	\$ -	\$ -
Bridgeview Bank - CD (2)	-	-	-	-	-	-	-	-	-	-	-	2,852.79	2,852.79
Illinois Funds	12,018.60	12,684.37	13,769.96	14,416.87	14,665.13	15,964.93	18,379.46	21,416.88	22,589.25	23,830.29	26,706.05	25,959.26	28,529.85
Illinois Park District Liquid Asset Fund	560.20	480.27	620.51	660.72	680.93	741.24	861.76	1,162.95	1,283.88	1,204.26	1,365.58	1,406.58	1,467.74
Illinois Metropolitan Investment Fund	16,803.13	15,358.17	12,776.73	24,963.94	22,669.59	21,706.59	20,382.48	22,326.46	19,801.32	22,986.37	25,384.21	25,404.83	55,170.11
Weighted Average	\$ 29,629.78	\$ 28,770.69	\$ 27,415.09	\$ 40,289.44	\$ 38,263.59	\$ 38,660.73	\$ 39,871.68	\$ 45,154.29	\$ 43,922.47	\$ 48,268.96	\$ 53,703.90	\$ 55,623.46	\$ 88,020.50
GEPD Weighted Average	0.40%	0.40%	0.42%	0.45%	0.45%	0.46%	0.55%	0.64%	0.65%	0.74%	0.82%	0.87%	0.99%
90 Day T-Bill Average	0.27%	0.30%	0.30%	0.29%	0.33%	0.45%	0.51%	0.51%	0.52%	0.74%	0.80%	0.89%	0.98%
Rate Variance	0.13%	0.10%	0.12%	0.16%	0.12%	0.01%	0.04%	0.13%	0.13%	0.00%	0.02%	-0.02%	0.01%
Annual Difference (compared to 90 day T-bill)	\$ 9,424.44	\$ 7,138.79	\$ 7,853.15	\$ 14,445.93	\$ 9,961.05	\$ 528.10	\$ 3,213.02	\$ 9,371.76	\$ 8,975.79	\$ 240.49	\$ 1,427.32	\$ (1,023.02)	\$ 1,026.03
Monthly Difference	\$ 785.37	\$ 594.90	\$ 654.43	\$ 1,203.83	\$ 830.09	\$ 44.01	\$ 267.75	\$ 780.98	\$ 747.98	\$ 20.04	\$ 118.94	\$ (85.25)	\$ 85.50

(1) The account value stated reflects the amount of funds yet to be recovered and does not represent the current market value of the asset.
(2) 18-month Certificate of Deposit. For reporting purposes, interest is estimated monthly. Interest is disbursed to the park district quarterly.



General Ledger
Consolidated Budget By
Account Type



User: ncinquegrani
Printed: 8/8/2017 3:54:17 PM
Period 06 - 06
Fiscal Year 2016 - 2017

Description	2016 Period Amt	2016 End Bal	2016 Budget	2017 Period Amt	2017 End Bal	2017 Budget
Revenue						
Property Tax Receipts	<u>3,300,479.19</u>	<u>3,300,479.19</u>	<u>6,571,029.00</u>	<u>3,227,228.81</u>	<u>3,228,113.28</u>	<u>6,244,988.19</u>
Other Taxes	<u>0.00</u>	<u>85,924.76</u>	<u>163,040.00</u>	<u>0.00</u>	<u>105,491.90</u>	<u>137,000.00</u>
Charges for Services	<u>323,130.92</u>	<u>1,195,213.81</u>	<u>1,719,400.00</u>	<u>272,346.87</u>	<u>1,191,853.08</u>	<u>1,797,255.00</u>
Program Fees	<u>363,033.48</u>	<u>2,784,887.04</u>	<u>3,621,783.00</u>	<u>245,571.15</u>	<u>2,822,479.72</u>	<u>3,811,655.74</u>
Rentals	<u>30,681.65</u>	<u>289,356.73</u>	<u>530,933.00</u>	<u>29,945.18</u>	<u>365,190.13</u>	<u>609,800.00</u>
Concessions	<u>28,744.50</u>	<u>33,660.22</u>	<u>87,000.00</u>	<u>26,648.58</u>	<u>31,301.88</u>	<u>84,200.00</u>
Product Sales	<u>0.00</u>	<u>60.00</u>	<u>350.00</u>	<u>0.00</u>	<u>10.00</u>	<u>0.00</u>
Interest Income	<u>2,310.18</u>	<u>11,765.52</u>	<u>11,550.00</u>	<u>6,508.02</u>	<u>26,199.04</u>	<u>19,600.00</u>
Licenses & Permits	<u>635.00</u>	<u>2,735.00</u>	<u>4,225.00</u>	<u>695.00</u>	<u>11,825.00</u>	<u>7,380.00</u>
Grants & Donations	<u>515.00</u>	<u>5,014.85</u>	<u>880,000.00</u>	<u>1,425.00</u>	<u>12,151.00</u>	<u>585,000.00</u>
Debt Proceeds	<u>0.00</u>	<u>0.00</u>	<u>1,739,000.00</u>	<u>0.00</u>	<u>1,649.49</u>	<u>0.00</u>
Miscellaneous Income	<u>2,103.00</u>	<u>280,477.44</u>	<u>57,450.00</u>	<u>1,711.08</u>	<u>54,185.44</u>	<u>37,400.00</u>
Transfers Received	<u>-1,200.00</u>	<u>0.00</u>	<u>2,360,172.00</u>	<u>0.00</u>	<u>0.00</u>	<u>2,885,041.00</u>
Chargeback Revenue	<u>0.00</u>	<u>0.00</u>	<u>476,801.00</u>	<u>0.00</u>	<u>0.00</u>	<u>492,879.00</u>
Revenue	4,050,432.92	7,989,574.56	18,222,733.00	3,812,079.69	7,850,449.96	16,712,198.93

Description	2016 Period Amt	2016 End Bal	2016 Budget	2017 Period Amt	2017 End Bal	2017 Budget
<i>Expense</i>						
Salaries & Wages	<u>231,087.10</u>	<u>1,160,485.01</u>	<u>2,796,894.00</u>	<u>403,944.52</u>	<u>1,350,990.71</u>	<u>3,003,541.00</u>
Salaries & Wages - Programs	<u>38,894.21</u>	<u>240,859.53</u>	<u>703,754.13</u>	<u>108,322.93</u>	<u>308,430.01</u>	<u>793,618.75</u>
Contractual Labor	<u>1,590.00</u>	<u>1,961.46</u>	<u>10,000.00</u>	<u>1,034.60</u>	<u>5,465.30</u>	<u>10,000.00</u>
Contractual Services - Other	<u>36,048.97</u>	<u>186,703.98</u>	<u>523,759.00</u>	<u>44,204.34</u>	<u>165,105.93</u>	<u>560,920.00</u>
Contractual Services- Programs	<u>175,771.19</u>	<u>526,659.58</u>	<u>1,209,544.50</u>	<u>109,626.53</u>	<u>479,290.29</u>	<u>1,214,841.78</u>
Materials & Supplies	<u>53,404.89</u>	<u>144,523.72</u>	<u>397,000.00</u>	<u>49,064.11</u>	<u>122,934.28</u>	<u>421,460.00</u>
Materials & Supplies -Programs	<u>51,525.20</u>	<u>176,972.49</u>	<u>390,410.00</u>	<u>40,603.34</u>	<u>146,947.36</u>	<u>409,960.13</u>
Computer SoftHardware Equip.	<u>2,371.88</u>	<u>15,197.33</u>	<u>27,250.00</u>	<u>126.48</u>	<u>7,277.72</u>	<u>22,000.00</u>
Other Equipment	<u>3,925.02</u>	<u>37,556.54</u>	<u>114,250.00</u>	<u>183.67</u>	<u>19,537.98</u>	<u>130,250.00</u>
Building & Landscaping	<u>6,906.00</u>	<u>35,390.40</u>	<u>125,500.00</u>	<u>15,772.77</u>	<u>36,289.38</u>	<u>131,925.00</u>
Insurance Expenses (PCL)	<u>12,218.09</u>	<u>62,590.45</u>	<u>180,900.00</u>	<u>12,953.63</u>	<u>68,115.65</u>	<u>188,289.27</u>
Employment Expenses	<u>70,850.18</u>	<u>386,117.84</u>	<u>990,185.00</u>	<u>97,717.40</u>	<u>407,886.00</u>	<u>1,031,041.00</u>
Utilities	<u>53,008.23</u>	<u>172,841.12</u>	<u>576,173.00</u>	<u>27,212.82</u>	<u>145,570.82</u>	<u>578,750.00</u>
Capital	<u>750,916.99</u>	<u>2,163,936.12</u>	<u>5,001,318.00</u>	<u>475,042.37</u>	<u>1,149,418.21</u>	<u>3,366,776.00</u>
Debt Service	<u>97,931.25</u>	<u>98,733.75</u>	<u>2,884,863.00</u>	<u>75,051.67</u>	<u>75,051.67</u>	<u>2,448,311.00</u>
Miscellaneous Expenses	<u>37,983.27</u>	<u>163,941.24</u>	<u>334,100.00</u>	<u>40,575.27</u>	<u>165,851.72</u>	<u>338,683.40</u>
Transfers Out	<u>0.00</u>	<u>0.00</u>	<u>2,380,172.00</u>	<u>0.00</u>	<u>0.00</u>	<u>2,885,041.00</u>
Chargebacks & Indirect Expense	<u>-40.43</u>	<u>0.00</u>	<u>460,720.70</u>	<u>0.00</u>	<u>0.00</u>	<u>492,878.50</u>
<i>Expense</i>	<u>1,624,392.04</u>	<u>5,574,470.56</u>	<u>19,106,793.33</u>	<u>1,501,436.45</u>	<u>4,654,163.03</u>	<u>18,028,286.83</u>

Description	2016 Period Amt	2016 End Bal	2016 Budget	2017 Period Amt	2017 End Bal	2017 Budget
Revenue Total	4,050,432.92	7,989,574.56	18,222,733.00	3,812,079.69	7,850,449.96	16,712,198.93
Expense Total	1,624,392.04	5,574,470.56	19,106,793.33	1,501,436.45	4,654,163.03	18,028,286.83
Grand Total	2,426,040.88	2,415,104.00	-884,060.33	2,310,643.24	3,196,286.93	-1,316,087.90

General Ledger
Consolidated Budget By
Account Type



User: ncinquegrani
Printed: 8/8/2017 8:45:30 AM
Period 06 - 06
Fiscal Year 2016 - 2017

Fund	Description	2016 End Bal	2016 Budget	2017 End Bal	2017 Budget
10	Corporate Fund				
10	Revenue				
10	Property Tax Receipts	1,054,144.03	2,126,800.00	1,077,702.94	2,103,300.00
10	Other Taxes	42,962.37	81,520.00	52,745.95	68,500.00
10	Charges for Services	0.00	0.00	0.00	0.00
10	Rentals	2,500.00	6,500.00	0.00	0.00
10	Interest Income	3,680.61	4,000.00	5,539.10	5,000.00
10	Grants & Donations	0.00	0.00	0.00	0.00
10	Miscellaneous Income	2,321.60	200.00	2,283.18	200.00
10	Transfers Received	0.00	75,324.00	0.00	76,874.00
10	Chargeback Revenue	0.00	0.00	0.00	0.00
10	Revenue	1,105,608.61	2,294,344.00	1,138,271.17	2,253,874.00
10	Expense				
10	Salaries & Wages	438,978.81	1,044,606.00	484,297.96	1,090,559.00
10	Contractual Labor	1,961.46	10,000.00	5,465.30	10,000.00
10	Contractual Services - Other	93,336.88	215,045.00	51,043.65	202,585.00
10	Materials & Supplies	58,781.56	182,450.00	50,796.61	199,250.00
10	Computer SoftHardware Equip.	7,268.07	14,125.00	614.14	11,500.00
10	Other Equipment	37.97	3,350.00	275.99	3,350.00
10	Building & Landscaping	31,118.85	110,500.00	36,031.84	114,500.00
10	Insurance Expenses (PCL)	62,590.45	180,900.00	68,115.65	188,289.27
10	Employment Expenses	168,470.58	456,685.00	165,172.51	460,185.00
10	Utilities	20,170.84	50,800.00	20,268.37	50,360.00
10	Capital	191.75	2,500.00	0.00	2,500.00
10	Miscellaneous Expenses	14,121.75	43,050.00	10,300.18	40,690.00
10	Transfers Out	0.00	152,374.00	0.00	77,374.00
10	Expense	897,028.97	2,466,385.00	892,382.20	2,451,142.27
Revenue Total		1,105,608.61	2,294,344.00	1,138,271.17	2,253,874.00
Expense Total		897,028.97	2,466,385.00	892,382.20	2,451,142.27
Grand Total		208,579.64	-172,041.00	245,888.97	-197,268.27
10	Corporate Fund	208,579.64	-172,041.00	245,888.97	-197,268.27

General Ledger
Consolidated Budget By
Account Type



User: ncinquegrani
Printed: 8/8/2017 8:45:30 AM
Period 06 - 06
Fiscal Year 2016 - 2017

Fund	Description	2016 End Bal	2016 Budget	2017 End Bal	2017 Budget
20	Recreation Fund				
20	Revenue				
20	Property Tax Receipts	516,095.22	1,020,177.00	565,574.29	1,097,394.19
20	Other Taxes	42,962.39	81,520.00	52,745.95	68,500.00
20	Charges for Services	1,195,333.81	1,721,000.00	1,191,853.08	1,797,255.00
20	Program Fees	2,805,098.17	3,656,083.00	2,822,479.72	3,811,655.74
20	Rentals	254,356.73	495,933.00	325,190.13	569,800.00
20	Concessions	33,660.22	87,000.00	31,301.88	84,200.00
20	Product Sales	60.00	350.00	10.00	0.00
20	Interest Income	4,882.79	3,000.00	16,007.68	7,500.00
20	Licenses & Permits	2,735.00	4,225.00	11,825.00	7,380.00
20	Grants & Donations	5,014.85	6,000.00	11,901.00	11,000.00
20	Miscellaneous Income	11,537.97	13,950.00	6,778.08	15,200.00
20	Transfers Received	0.00	0.00	0.00	0.00
20	Chargeback Revenue	0.00	476,801.00	0.00	492,879.00
20	Revenue	4,871,737.15	7,566,039.00	5,035,666.81	7,962,763.93
20	Expense				
20	Salaries & Wages	702,401.09	1,720,488.00	846,260.21	1,872,982.00
20	Salaries & Wages - Programs	245,226.15	714,281.13	308,430.01	793,618.75
20	Contractual Services - Other	93,622.10	309,739.00	114,062.28	358,335.00
20	Contractual Services- Programs	526,659.58	1,216,844.50	479,290.29	1,214,841.78
20	Materials & Supplies	85,742.16	214,575.00	72,137.67	222,210.00
20	Materials & Supplies -Programs	177,550.12	391,060.00	146,947.36	409,960.13
20	Computer SoftHardware Equip.	7,929.26	13,125.00	6,663.58	10,500.00
20	Other Equipment	2,212.97	11,150.00	6,477.74	11,900.00
20	Building & Landscaping	4,271.55	16,000.00	257.54	17,425.00
20	Employment Expenses	211,468.09	518,600.00	236,580.23	555,556.00
20	Utilities	152,723.61	525,373.00	125,302.45	528,390.00
20	Capital	0.00	6,500.00	0.00	0.00
20	Debt Service	0.00	0.00	0.00	0.00
20	Miscellaneous Expenses	149,819.49	291,050.00	155,551.54	297,993.40
20	Transfers Out	0.00	1,038,677.00	0.00	1,291,852.00
20	Chargebacks & Indirect Expense	0.00	476,161.45	0.00	492,878.50
20	Expense	2,359,626.17	7,463,624.08	2,497,960.90	8,078,442.56
	Revenue Total	4,871,737.15	7,566,039.00	5,035,666.81	7,962,763.93
	Expense Total	2,359,626.17	7,463,624.08	2,497,960.90	8,078,442.56
	Grand Total	2,512,110.98	102,414.92	2,537,705.91	-115,678.63
20	Recreation Fund	2,512,110.98	102,414.92	2,537,705.91	-115,678.63

General Ledger
Consolidated Budget By
Account Type



User: ncinquegrani
Printed: 8/8/2017 8:45:30 AM
Period 06 - 06
Fiscal Year 2016 - 2017

Fund	Description	2016 End Bal	2016 Budget	2017 End Bal	2017 Budget
45	Debt Service Fund				
45	Revenue				
45	Property Tax Receipts	1,432,564.25	2,855,213.00	1,260,572.92	2,444,655.00
45	Interest Income	0.00	500.00	0.00	1,000.00
45	Debt Proceeds	0.00	0.00	0.00	0.00
45	Transfers Received	0.00	<u>20,000.00</u>	0.00	<u>0.00</u>
45	Revenue	1,432,564.25	2,875,713.00	1,260,572.92	2,445,655.00
45	Expense				
45	Debt Service	98,733.75	2,884,863.00	75,051.67	2,448,311.00
45	Transfers Out	0.00	<u>500.00</u>	0.00	<u>1,000.00</u>
45	Expense	98,733.75	2,885,363.00	75,051.67	2,449,311.00
Revenue Total		1,432,564.25	2,875,713.00	1,260,572.92	2,445,655.00
Expense Total		98,733.75	2,885,363.00	75,051.67	2,449,311.00
Grand Total		1,333,830.50	-9,650.00	1,185,521.25	-3,656.00
45	Debt Service Fund	1,333,830.50	-9,650.00	1,185,521.25	-3,656.00

General Ledger
Consolidated Budget By
Account Type



User: ncinquegrani
Printed: 8/8/2017 8:45:30 AM
Period 06 - 06
Fiscal Year 2016 - 2017

Fund	Description	2016 End Bal	2016 Budget	2017 End Bal	2017 Budget
55	Special Recreation Fund				
55	Revenue				
55	Property Tax Receipts	297,675.69	568,839.00	324,263.13	599,639.00
55	Interest Income	0.00	0.00	0.00	0.00
55	Transfers Received	0.00	<u>0.00</u>	0.00	<u>0.00</u>
55	Revenue	297,675.69	568,839.00	324,263.13	599,639.00
55	Expense				
55	Salaries & Wages	19,105.11	32,000.00	20,432.54	40,000.00
55	Employment Expenses	6,179.17	14,900.00	6,133.26	15,300.00
55	Capital	512,107.50	783,843.00	215,211.00	571,544.00
55	Transfers Out	0.00	<u>0.00</u>	0.00	<u>0.00</u>
55	Expense	537,391.78	830,743.00	241,776.80	626,844.00
	Revenue Total	297,675.69	568,839.00	324,263.13	599,639.00
	Expense Total	537,391.78	830,743.00	241,776.80	626,844.00
	Grand Total	-239,716.09	-261,904.00	82,486.33	-27,205.00
55	Special Recreation Fund	-239,716.09	-261,904.00	82,486.33	-27,205.00

General Ledger
Consolidated Budget By
Account Type



User: ncinquegrani
Printed: 8/8/2017 8:45:30 AM
Period 06 - 06
Fiscal Year 2016 - 2017

Fund	Description	2016 End Bal	2016 Budget	2017 End Bal	2017 Budget
85	Asset Replacement Fund				
85	Revenue				
85	Property Tax Receipts	0.00	0.00	0.00	0.00
85	Rentals	35,000.00	35,000.00	40,000.00	40,000.00
85	Interest Income	0.00	0.00	0.00	0.00
85	Grants & Donations	0.00	35,000.00	0.00	35,000.00
85	Miscellaneous Income	0.00	5,300.00	4,870.00	2,000.00
85	Transfers Received	0.00	1,189,848.00	0.00	1,393,167.00
85	Revenue	35,000.00	1,265,148.00	44,870.00	1,470,167.00
85	Expense				
85	Other Equipment	35,305.60	100,000.00	12,784.25	115,000.00
85	Capital	114,546.51	206,500.00	88,893.72	107,500.00
85	Transfers Out	0.00	1,095,000.00	0.00	1,415,000.00
85	Expense	149,852.11	1,401,500.00	101,677.97	1,637,500.00
	Revenue Total	35,000.00	1,265,148.00	44,870.00	1,470,167.00
	Expense Total	149,852.11	1,401,500.00	101,677.97	1,637,500.00
	Grand Total	-114,852.11	-136,352.00	-56,807.97	-167,333.00
85	Asset Replacement Fund	-114,852.11	-136,352.00	-56,807.97	-167,333.00

General Ledger
Consolidated Budget By
Account Type



User: ncinquegrani
Printed: 8/8/2017 8:45:30 AM
Period 06 - 06
Fiscal Year 2016 - 2017

Fund	Description	2016 End Bal	2016 Budget	2017 End Bal	2017 Budget
94	Capital Improvements Fund				
94	Revenue				
94	Interest Income	3,202.12	4,000.00	4,652.26	6,000.00
94	Grants & Donations	0.00	839,000.00	250.00	539,000.00
94	Debt Proceeds	0.00	1,739,000.00	1,649.49	0.00
94	Miscellaneous Income	255,024.75	0.00	6,827.22	0.00
94	Transfers Received	0.00	1,095,000.00	0.00	1,415,000.00
94	Revenue	258,226.87	3,677,000.00	13,378.97	1,960,000.00
94	Expense				
94	Capital	1,545,174.36	3,905,160.00	840,063.49	2,480,232.00
94	Debt Service	0.00	0.00	0.00	0.00
94	Transfers Out	0.00	93,621.00	0.00	99,815.00
94	Expense	1,545,174.36	3,998,781.00	840,063.49	2,580,047.00
Revenue Total		258,226.87	3,677,000.00	13,378.97	1,960,000.00
Expense Total		1,545,174.36	3,998,781.00	840,063.49	2,580,047.00
Grand Total		-1,286,947.49	-321,781.00	-826,684.52	-620,047.00
94	Capital Improvements Fund	-1,286,947.49	-321,781.00	-826,684.52	-620,047.00

General Ledger
 Consolidated Budget By
 Account Type



User: ncinquegrani
 Printed: 8/8/2017 8:45:30 AM
 Period 06 - 06
 Fiscal Year 2016 - 2017

Fund	Description	2016 End Bal	2016 Budget	2017 End Bal	2017 Budget
96	Cash In Lieu of Land Fund				
96	Revenue				
96	Interest Income	0.00	50.00	0.00	100.00
96	Miscellaneous Income	11,593.12	<u>40,000.00</u>	33,426.96	<u>20,000.00</u>
96	Revenue	11,593.12	40,050.00	33,426.96	20,100.00
96	Expense				
96	Capital	14,129.00	<u>133,315.00</u>	5,250.00	<u>205,000.00</u>
96	Expense	14,129.00	133,315.00	5,250.00	205,000.00
Revenue Total		11,593.12	40,050.00	33,426.96	20,100.00
Expense Total		14,129.00	133,315.00	5,250.00	205,000.00
Grand Total		-2,535.88	-93,265.00	28,176.96	-184,900.00
96	Cash In Lieu of Land Fund	-2,535.88	-93,265.00	28,176.96	-184,900.00

General Ledger
 Consolidated Budget By
 Account Type



User: ncinquegrani
 Printed: 8/8/2017 8:45:30 AM
 Period 06 - 06
 Fiscal Year 2016 - 2017

Fund	Description	2016 End Bal	2016 Budget	2017 End Bal	2017 Budget
Revenue Total		8,012,405.69	18,287,133.00	7,850,449.96	16,712,198.93
Expense Total		5,601,936.14	19,179,711.08	4,654,163.03	18,028,286.83
Grand Total		2,410,469.55	-892,578.08	3,196,286.93	-1,316,087.90

Glen Ellyn Park District

Investment Report

July 31, 2017

Bank Balances	July 2016	August 2016	September 2016	October 2016	November 2016	December 2016	January 2017	February 2017	March 2017	April 2017	May 2017	June 2017	July 2017
Wheaton/Glen Ellyn Bank & Trust	\$ 370,915.42	\$ 805,213.48	\$ 643,435.80	\$ 373,314.19	\$ 322,191.28	\$ 378,894.05	\$ 327,951.05	\$ 394,748.12	\$ 588,594.10	\$ 560,488.84	\$ 299,958.96	\$ 487,850.76	\$ 277,750.48
Bridgeview Bank	247,876.79	247,897.84	247,918.22	247,939.28	247,959.65	247,980.71	248,001.77	248,020.80	248,041.86	248,062.25	-	-	-
Bridgeview Bank - CD (2)	-	-	-	-	-	-	-	-	-	-	248,069.05	248,069.05	248,069.05
Illinois Funds - 9347	3,563,026.11	3,567,347.40	3,568,532.07	3,594,394.57	3,595,705.79	3,603,816.07	3,629,980.49	3,631,712.82	3,399,470.97	3,441,501.17	3,269,428.27	3,271,772.12	3,300,700.87
Illinois Park District Liquid Asset Fund	200,111.44	200,163.48	200,216.81	200,274.67	200,336.06	200,409.84	200,508.26	200,606.73	200,709.51	200,821.32	200,940.27	201,060.60	201,205.64
Illinois Metropolitan Investment Fund	3,199,619.02	2,505,240.81	4,894,890.47	4,533,917.31	4,429,916.63	3,135,766.03	2,937,691.90	2,640,175.47	2,642,110.98	2,644,188.40	2,646,336.29	5,156,084.90	4,809,791.36
Total Bank Balance	\$ 7,581,548.78	\$ 7,325,863.01	\$ 9,554,993.37	\$ 8,949,840.02	\$ 8,796,109.41	\$ 7,566,866.70	\$ 7,344,133.47	\$ 7,115,263.94	\$ 7,078,927.42	\$ 7,095,061.98	\$ 6,664,732.84	\$ 9,364,837.43	\$ 8,837,517.40
Illinois Metropolitan - Liquidating Trust (1)	\$ 274,552.46	\$ 274,552.46	\$ 274,552.46	\$ 274,552.46	\$ 274,552.46	\$ 274,552.46	\$ 274,552.46	\$ 274,552.46	\$ 274,552.46	\$ 274,552.46	\$ 274,552.46	\$ 274,552.46	\$ 274,552.46
Interest Rates													
Bridgeview Bank	0.10%	0.10%	0.10%	0.10%	0.10%	0.10%	0.10%	0.10%	0.10%	0.10%	-	-	-
Bridgeview Bank - CD (2)	-	-	-	-	-	-	-	-	-	-	1.15%	1.15%	1.15%
Illinois Funds - 9347	0.36%	0.39%	0.40%	0.41%	0.44%	0.51%	0.59%	0.62%	0.70%	0.78%	0.79%	0.87%	0.96%
Illinois Park District Liquid Asset Fund	0.24%	0.31%	0.33%	0.34%	0.37%	0.43%	0.58%	0.64%	0.60%	0.68%	0.70%	0.73%	0.85%
Illinois Metropolitan Investment Fund	0.48%	0.51%	0.51%	0.50%	0.49%	0.65%	0.76%	0.75%	0.87%	0.96%	0.96%	1.07%	1.16%
Interest													
Bridgeview Bank	\$ 21.05	\$ 21.05	\$ 20.38	\$ 21.06	\$ 20.37	\$ 21.06	\$ 21.06	\$ 19.03	\$ 21.06	\$ 20.39	\$ 6.80	\$ -	\$ -
Bridgeview Bank - CD (2)	-	-	-	-	-	-	-	-	-	-	156.32	234.48	242.29
Illinois Funds - 9347	1,074.79	1,169.98	1,184.67	1,240.81	1,311.22	1,558.81	1,815.70	1,732.33	2,117.24	2,186.92	2,268.11	2,343.85	2,690.39
Illinois Park District Liquid Asset Fund	40.64	52.04	53.33	57.86	61.39	73.78	98.42	98.47	102.78	111.81	118.95	120.33	145.04
Illinois Metropolitan Investment Fund	1,453.19	1,343.29	1,825.87	1,939.70	1,782.13	1,168.25	1,925.87	1,599.10	1,935.51	2,077.42	2,147.89	4,266.47	4,872.90
Total Interest	\$ 2,589.67	\$ 2,586.36	\$ 3,084.25	\$ 3,259.43	\$ 3,175.11	\$ 2,821.90	\$ 3,861.05	\$ 3,448.93	\$ 4,176.59	\$ 4,396.54	\$ 4,698.07	\$ 6,965.13	\$ 7,950.62
Weighted Average Calculation													
Bridgeview Bank	\$ 247.88	\$ 247.90	\$ 247.92	\$ 247.94	\$ 247.96	\$ 247.98	\$ 248.00	\$ 248.02	\$ 248.04	\$ 248.06	\$ -	\$ -	\$ -
Bridgeview Bank - CD (2)	-	-	-	-	-	-	-	-	-	-	2,852.79	2,852.79	2,852.79
Illinois Funds	12,684.37	13,769.96	14,416.87	14,665.13	15,964.93	18,379.46	21,416.88	22,589.25	23,830.29	26,706.05	25,959.26	28,529.85	31,719.74
Illinois Park District Liquid Asset Fund	480.27	620.51	660.72	680.93	741.24	861.76	1,162.95	1,283.88	1,204.26	1,365.58	1,406.58	1,467.74	1,710.25
Illinois Metropolitan Investment Fund	15,358.17	12,776.73	24,963.94	22,669.59	21,706.59	20,382.48	22,326.46	19,801.32	22,986.37	25,384.21	25,404.83	55,170.11	55,793.58
Weighted Average	\$ 28,770.69	\$ 27,415.09	\$ 40,289.44	\$ 38,263.59	\$ 38,660.73	\$ 39,871.68	\$ 45,154.29	\$ 43,922.47	\$ 48,268.96	\$ 53,703.90	\$ 55,623.46	\$ 88,020.50	\$ 92,076.36
GEPD Weighted Average	0.40%	0.42%	0.45%	0.45%	0.46%	0.55%	0.64%	0.65%	0.74%	0.82%	0.87%	0.99%	1.08%
90 Day T-Bill Average	0.30%	0.30%	0.29%	0.33%	0.45%	0.51%	0.51%	0.52%	0.74%	0.80%	0.89%	0.98%	1.07%
Rate Variance	0.10%	0.12%	0.16%	0.12%	0.01%	0.04%	0.13%	0.13%	0.00%	0.02%	-0.02%	0.01%	0.01%
Annual Difference (compared to 90 day T-bill)	\$ 7,138.79	\$ 7,853.15	\$ 14,445.93	\$ 9,961.05	\$ 528.10	\$ 3,213.02	\$ 9,371.76	\$ 8,975.79	\$ 240.49	\$ 1,427.32	\$ (1,023.02)	\$ 1,026.03	\$ 486.85
Monthly Difference	\$ 594.90	\$ 654.43	\$ 1,203.83	\$ 830.09	\$ 44.01	\$ 267.75	\$ 780.98	\$ 747.98	\$ 20.04	\$ 118.94	\$ (85.25)	\$ 85.50	\$ 40.57

(1) The account value stated reflects the amount of funds yet to be recovered and does not represent the current market value of the asset.
(2) 18-month Certificate of Deposit. For reporting purposes, interest is estimated monthly. Interest is disbursed to the park district quarterly.



General Ledger
Consolidated Budget By
Account Type



User: ncinquegrani
Printed: 8/8/2017 3:54:41 PM
Period 07 - 07
Fiscal Year 2016 - 2017

Description	2016 Period Amt	2016 End Bal	2016 Budget	2017 Period Amt	2017 End Bal	2017 Budget
Revenue						
Property Tax Receipts	<u>97,514.53</u>	<u>3,397,993.72</u>	<u>6,571,029.00</u>	<u>0.00</u>	<u>3,228,113.28</u>	<u>6,244,988.19</u>
Other Taxes	<u>27,069.75</u>	<u>112,994.51</u>	<u>163,040.00</u>	<u>0.00</u>	<u>105,491.90</u>	<u>137,000.00</u>
Charges for Services	<u>187,292.32</u>	<u>1,382,576.13</u>	<u>1,719,400.00</u>	<u>198,941.36</u>	<u>1,390,794.44</u>	<u>1,797,255.00</u>
Program Fees	<u>302,499.49</u>	<u>3,087,386.53</u>	<u>3,621,783.00</u>	<u>334,091.52</u>	<u>3,156,571.24</u>	<u>3,811,655.74</u>
Rentals	<u>39,904.32</u>	<u>329,261.05</u>	<u>530,933.00</u>	<u>27,911.03</u>	<u>393,101.16</u>	<u>609,800.00</u>
Concessions	<u>26,532.26</u>	<u>60,192.48</u>	<u>87,000.00</u>	<u>26,697.15</u>	<u>57,999.03</u>	<u>84,200.00</u>
Product Sales	<u>0.00</u>	<u>60.00</u>	<u>350.00</u>	<u>0.00</u>	<u>10.00</u>	<u>0.00</u>
Interest Income	<u>2,589.67</u>	<u>14,355.19</u>	<u>11,550.00</u>	<u>0.00</u>	<u>26,199.04</u>	<u>19,600.00</u>
Licenses & Permits	<u>655.00</u>	<u>3,390.00</u>	<u>4,225.00</u>	<u>475.00</u>	<u>12,300.00</u>	<u>7,380.00</u>
Grants & Donations	<u>48,366.00</u>	<u>53,380.85</u>	<u>880,000.00</u>	<u>40.00</u>	<u>12,191.00</u>	<u>585,000.00</u>
Debt Proceeds	<u>0.00</u>	<u>0.00</u>	<u>1,739,000.00</u>	<u>0.00</u>	<u>1,649.49</u>	<u>0.00</u>
Miscellaneous Income	<u>4,350.14</u>	<u>284,827.58</u>	<u>57,450.00</u>	<u>-148.80</u>	<u>54,036.64</u>	<u>37,400.00</u>
Transfers Received	<u>0.00</u>	<u>0.00</u>	<u>2,360,172.00</u>	<u>0.00</u>	<u>0.00</u>	<u>2,885,041.00</u>
Chargeback Revenue	<u>0.00</u>	<u>0.00</u>	<u>476,801.00</u>	<u>0.00</u>	<u>0.00</u>	<u>492,879.00</u>
Revenue	736,773.48	8,726,418.04	18,222,733.00	588,007.26	8,438,457.22	16,712,198.93

Description	2016 Period Amt	2016 End Bal	2016 Budget	2017 Period Amt	2017 End Bal	2017 Budget
<i>Expense</i>						
Salaries & Wages	<u>445,872.96</u>	<u>1,606,357.97</u>	<u>2,796,894.00</u>	<u>311,023.43</u>	<u>1,662,014.14</u>	<u>3,003,541.00</u>
Salaries & Wages - Programs	<u>232,816.37</u>	<u>473,675.90</u>	<u>703,754.13</u>	<u>173,263.94</u>	<u>481,693.95</u>	<u>793,618.75</u>
Contractual Labor	<u>207.01</u>	<u>2,168.47</u>	<u>10,000.00</u>	<u>1,569.67</u>	<u>7,034.97</u>	<u>10,000.00</u>
Contractual Services - Other	<u>36,080.85</u>	<u>222,784.83</u>	<u>523,759.00</u>	<u>13,865.63</u>	<u>178,971.56</u>	<u>560,920.00</u>
Contractual Services- Programs	<u>131,492.39</u>	<u>658,151.97</u>	<u>1,209,544.50</u>	<u>95,171.46</u>	<u>574,461.75</u>	<u>1,214,841.78</u>
Materials & Supplies	<u>59,597.24</u>	<u>204,120.96</u>	<u>397,000.00</u>	<u>44,690.09</u>	<u>167,624.37</u>	<u>421,460.00</u>
Materials & Supplies -Programs	<u>38,716.72</u>	<u>215,689.21</u>	<u>390,410.00</u>	<u>37,089.34</u>	<u>184,036.70</u>	<u>409,960.13</u>
Computer SoftHardware Equip.	<u>984.92</u>	<u>16,182.25</u>	<u>27,250.00</u>	<u>13.16</u>	<u>7,290.88</u>	<u>22,000.00</u>
Other Equipment	<u>2,094.52</u>	<u>39,651.06</u>	<u>114,250.00</u>	<u>375.78</u>	<u>19,913.76</u>	<u>130,250.00</u>
Building & Landscaping	<u>9,038.75</u>	<u>44,429.15</u>	<u>125,500.00</u>	<u>5,340.11</u>	<u>41,629.49</u>	<u>131,925.00</u>
Insurance Expenses (PCL)	<u>12,218.09</u>	<u>74,808.54</u>	<u>180,900.00</u>	<u>12,953.63</u>	<u>81,069.28</u>	<u>188,289.27</u>
Employment Expenses	<u>109,916.86</u>	<u>496,034.70</u>	<u>990,185.00</u>	<u>86,971.85</u>	<u>494,857.85</u>	<u>1,031,041.00</u>
Utilities	<u>12,655.22</u>	<u>185,496.34</u>	<u>576,173.00</u>	<u>15,054.17</u>	<u>160,624.99</u>	<u>578,750.00</u>
Capital	<u>207,768.73</u>	<u>2,371,704.85</u>	<u>5,001,318.00</u>	<u>250,146.25</u>	<u>1,399,564.46</u>	<u>3,366,776.00</u>
Debt Service	<u>0.00</u>	<u>98,733.75</u>	<u>2,884,863.00</u>	<u>0.00</u>	<u>75,051.67</u>	<u>2,448,311.00</u>
Miscellaneous Expenses	<u>22,126.91</u>	<u>186,068.15</u>	<u>334,100.00</u>	<u>4,171.43</u>	<u>170,023.15</u>	<u>338,683.40</u>
Transfers Out	<u>0.00</u>	<u>0.00</u>	<u>2,380,172.00</u>	<u>0.00</u>	<u>0.00</u>	<u>2,885,041.00</u>
Chargebacks & Indirect Expense	<u>0.00</u>	<u>0.00</u>	<u>460,720.70</u>	<u>0.00</u>	<u>0.00</u>	<u>492,878.50</u>
<i>Expense</i>	<u>1,321,587.54</u>	<u>6,896,058.10</u>	<u>19,106,793.33</u>	<u>1,051,699.94</u>	<u>5,705,862.97</u>	<u>18,028,286.83</u>

Description	2016 Period Amt	2016 End Bal	2016 Budget	2017 Period Amt	2017 End Bal	2017 Budget
Revenue Total	736,773.48	8,726,418.04	18,222,733.00	588,007.26	8,438,457.22	16,712,198.93
Expense Total	1,321,587.54	6,896,058.10	19,106,793.33	1,051,699.94	5,705,862.97	18,028,286.83
Grand Total	-584,814.06	1,830,359.94	-884,060.33	-463,692.68	2,732,594.25	-1,316,087.90

General Ledger
 Consolidated Budget By
 Account Type



User: ncinquegrani
 Printed: 8/8/2017 8:29:18 AM
 Period 07 - 07
 Fiscal Year 2016 - 2017

Fund	Description	2016 End Bal	2016 Budget	2017 End Bal	2017 Budget
10	Corporate Fund				
10	Revenue				
10	Property Tax Receipts	1,085,289.32	2,126,800.00	1,077,702.94	2,103,300.00
10	Other Taxes	56,497.25	81,520.00	52,745.95	68,500.00
10	Charges for Services	0.00	0.00	0.00	0.00
10	Rentals	2,500.00	6,500.00	0.00	0.00
10	Interest Income	4,292.30	4,000.00	5,539.10	5,000.00
10	Grants & Donations	0.00	0.00	0.00	0.00
10	Miscellaneous Income	2,321.60	200.00	2,283.18	200.00
10	Transfers Received	0.00	75,324.00	0.00	76,874.00
10	Chargeback Revenue	0.00	0.00	0.00	0.00
10	Revenue	1,150,900.47	2,294,344.00	1,138,271.17	2,253,874.00
10	Expense				
10	Salaries & Wages	572,733.28	1,044,606.00	576,807.52	1,090,559.00
10	Contractual Labor	2,168.47	10,000.00	7,034.97	10,000.00
10	Contractual Services - Other	109,002.94	215,045.00	56,840.26	202,585.00
10	Materials & Supplies	75,951.24	182,450.00	58,377.88	199,250.00
10	Computer SoftHardware Equip.	7,953.02	14,125.00	614.14	11,500.00
10	Other Equipment	37.97	3,350.00	275.99	3,350.00
10	Building & Landscaping	40,093.04	110,500.00	40,244.95	114,500.00
10	Insurance Expenses (PCL)	74,808.54	180,900.00	81,069.28	188,289.27
10	Employment Expenses	206,522.77	456,685.00	195,797.50	460,185.00
10	Utilities	21,768.83	50,800.00	21,949.77	50,360.00
10	Capital	191.75	2,500.00	0.00	2,500.00
10	Miscellaneous Expenses	14,461.30	43,050.00	10,848.55	40,690.00
10	Transfers Out	0.00	152,374.00	0.00	77,374.00
10	Expense	1,125,693.15	2,466,385.00	1,049,860.81	2,451,142.27
	Revenue Total	1,150,900.47	2,294,344.00	1,138,271.17	2,253,874.00
	Expense Total	1,125,693.15	2,466,385.00	1,049,860.81	2,451,142.27
	Grand Total	25,207.32	-172,041.00	88,410.36	-197,268.27
10	Corporate Fund	25,207.32	-172,041.00	88,410.36	-197,268.27

General Ledger
Consolidated Budget By
Account Type



User: ncinquegrani
Printed: 8/8/2017 8:29:19 AM
Period 07 - 07
Fiscal Year 2016 - 2017

Fund	Description	2016 End Bal	2016 Budget	2017 End Bal	2017 Budget
20	Recreation Fund				
20	Revenue				
20	Property Tax Receipts	531,343.54	1,020,177.00	565,574.29	1,097,394.19
20	Other Taxes	56,497.26	81,520.00	52,745.95	68,500.00
20	Charges for Services	1,382,626.13	1,721,000.00	1,390,794.44	1,797,255.00
20	Program Fees	3,108,247.66	3,656,083.00	3,156,571.24	3,811,655.74
20	Rentals	294,261.05	495,933.00	353,101.16	569,800.00
20	Concessions	60,192.48	87,000.00	57,999.03	84,200.00
20	Product Sales	60.00	350.00	10.00	0.00
20	Interest Income	6,507.58	3,000.00	16,007.68	7,500.00
20	Licenses & Permits	3,390.00	4,225.00	12,300.00	7,380.00
20	Grants & Donations	7,544.85	6,000.00	11,941.00	11,000.00
20	Miscellaneous Income	12,931.16	13,950.00	6,629.28	15,200.00
20	Transfers Received	0.00	0.00	0.00	0.00
20	Chargeback Revenue	0.00	476,801.00	0.00	492,879.00
20	Revenue	5,463,601.71	7,566,039.00	5,623,674.07	7,962,763.93
20	Expense				
20	Salaries & Wages	1,010,225.33	1,720,488.00	1,061,834.99	1,872,982.00
20	Salaries & Wages - Programs	478,042.52	714,281.13	481,693.95	793,618.75
20	Contractual Services - Other	114,036.89	309,739.00	122,131.30	358,335.00
20	Contractual Services- Programs	658,151.97	1,216,844.50	574,461.75	1,214,841.78
20	Materials & Supplies	128,169.72	214,575.00	109,246.49	222,210.00
20	Materials & Supplies -Programs	216,266.84	391,060.00	184,036.70	409,960.13
20	Computer SoftHardware Equip.	8,229.23	13,125.00	6,676.74	10,500.00
20	Other Equipment	2,212.97	11,150.00	6,853.52	11,900.00
20	Building & Landscaping	4,336.11	16,000.00	1,384.54	17,425.00
20	Employment Expenses	282,013.69	518,600.00	291,941.01	555,556.00
20	Utilities	163,780.84	525,373.00	138,675.22	528,390.00
20	Capital	0.00	6,500.00	0.00	0.00
20	Debt Service	0.00	0.00	0.00	0.00
20	Miscellaneous Expenses	171,606.85	291,050.00	159,174.60	297,993.40
20	Transfers Out	0.00	1,038,677.00	0.00	1,291,852.00
20	Chargebacks & Indirect Expense	0.00	476,161.45	0.00	492,878.50
20	Expense	3,237,072.96	7,463,624.08	3,138,110.81	8,078,442.56
Revenue Total		5,463,601.71	7,566,039.00	5,623,674.07	7,962,763.93
Expense Total		3,237,072.96	7,463,624.08	3,138,110.81	8,078,442.56
Grand Total		2,226,528.75	102,414.92	2,485,563.26	-115,678.63
20	Recreation Fund	2,226,528.75	102,414.92	2,485,563.26	-115,678.63

General Ledger
 Consolidated Budget By
 Account Type



User: ncinquegrani
 Printed: 8/8/2017 8:29:19 AM
 Period 07 - 07
 Fiscal Year 2016 - 2017

Fund	Description	2016 End Bal	2016 Budget	2017 End Bal	2017 Budget
45	Debt Service Fund				
45	Revenue				
45	Property Tax Receipts	1,474,890.17	2,855,213.00	1,260,572.92	2,444,655.00
45	Interest Income	0.00	500.00	0.00	1,000.00
45	Debt Proceeds	0.00	0.00	0.00	0.00
45	Transfers Received	0.00	<u>20,000.00</u>	0.00	<u>0.00</u>
45	Revenue	1,474,890.17	2,875,713.00	1,260,572.92	2,445,655.00
45	Expense				
45	Debt Service	98,733.75	2,884,863.00	75,051.67	2,448,311.00
45	Transfers Out	0.00	<u>500.00</u>	0.00	<u>1,000.00</u>
45	Expense	98,733.75	2,885,363.00	75,051.67	2,449,311.00
Revenue Total		1,474,890.17	2,875,713.00	1,260,572.92	2,445,655.00
Expense Total		98,733.75	2,885,363.00	75,051.67	2,449,311.00
Grand Total		1,376,156.42	-9,650.00	1,185,521.25	-3,656.00
45	Debt Service Fund	1,376,156.42	-9,650.00	1,185,521.25	-3,656.00

General Ledger
 Consolidated Budget By
 Account Type



User: ncinquegrani
 Printed: 8/8/2017 8:29:19 AM
 Period 07 - 07
 Fiscal Year 2016 - 2017

Fund	Description	2016 End Bal	2016 Budget	2017 End Bal	2017 Budget
55	Special Recreation Fund				
55	Revenue				
55	Property Tax Receipts	306,470.69	568,839.00	324,263.13	599,639.00
55	Interest Income	0.00	0.00	0.00	0.00
55	Transfers Received	0.00	<u>0.00</u>	0.00	<u>0.00</u>
55	Revenue	306,470.69	568,839.00	324,263.13	599,639.00
55	Expense				
55	Salaries & Wages	23,399.36	32,000.00	23,371.63	40,000.00
55	Employment Expenses	7,498.24	14,900.00	7,119.34	15,300.00
55	Capital	512,107.50	783,843.00	215,211.00	571,544.00
55	Transfers Out	0.00	<u>0.00</u>	0.00	<u>0.00</u>
55	Expense	543,005.10	830,743.00	245,701.97	626,844.00
	Revenue Total	306,470.69	568,839.00	324,263.13	599,639.00
	Expense Total	543,005.10	830,743.00	245,701.97	626,844.00
	Grand Total	-236,534.41	-261,904.00	78,561.16	-27,205.00
55	Special Recreation Fund	-236,534.41	-261,904.00	78,561.16	-27,205.00

General Ledger
Consolidated Budget By
Account Type



User: ncinquegrani
Printed: 8/8/2017 8:29:19 AM
Period 07 - 07
Fiscal Year 2016 - 2017

Fund	Description	2016 End Bal	2016 Budget	2017 End Bal	2017 Budget
85	Asset Replacement Fund				
85	Revenue				
85	Property Tax Receipts	0.00	0.00	0.00	0.00
85	Rentals	35,000.00	35,000.00	40,000.00	40,000.00
85	Interest Income	0.00	0.00	0.00	0.00
85	Grants & Donations	0.00	35,000.00	0.00	35,000.00
85	Miscellaneous Income	0.00	5,300.00	4,870.00	2,000.00
85	Transfers Received	0.00	1,189,848.00	0.00	1,393,167.00
85	Revenue	35,000.00	1,265,148.00	44,870.00	1,470,167.00
85	Expense				
85	Other Equipment	37,400.12	100,000.00	12,784.25	115,000.00
85	Capital	170,861.51	206,500.00	89,646.61	107,500.00
85	Transfers Out	0.00	1,095,000.00	0.00	1,415,000.00
85	Expense	208,261.63	1,401,500.00	102,430.86	1,637,500.00
	Revenue Total	35,000.00	1,265,148.00	44,870.00	1,470,167.00
	Expense Total	208,261.63	1,401,500.00	102,430.86	1,637,500.00
	Grand Total	-173,261.63	-136,352.00	-57,560.86	-167,333.00
85	Asset Replacement Fund	-173,261.63	-136,352.00	-57,560.86	-167,333.00

General Ledger
 Consolidated Budget By
 Account Type



User: ncinquegrani
 Printed: 8/8/2017 8:29:19 AM
 Period 07 - 07
 Fiscal Year 2016 - 2017

Fund	Description	2016 End Bal	2016 Budget	2017 End Bal	2017 Budget
94	Capital Improvements Fund				
94	Revenue				
94	Interest Income	3,555.31	4,000.00	4,652.26	6,000.00
94	Grants & Donations	45,836.00	839,000.00	250.00	539,000.00
94	Debt Proceeds	0.00	1,739,000.00	1,649.49	0.00
94	Miscellaneous Income	257,981.70	0.00	6,827.22	0.00
94	Transfers Received	<u>0.00</u>	<u>1,095,000.00</u>	<u>0.00</u>	<u>1,415,000.00</u>
94	Revenue	307,373.01	3,677,000.00	13,378.97	1,960,000.00
94	Expense				
94	Capital	1,658,202.09	3,905,160.00	1,088,921.85	2,480,232.00
94	Debt Service	0.00	0.00	0.00	0.00
94	Transfers Out	<u>0.00</u>	<u>93,621.00</u>	<u>0.00</u>	<u>99,815.00</u>
94	Expense	1,658,202.09	3,998,781.00	1,088,921.85	2,580,047.00
	Revenue Total	307,373.01	3,677,000.00	13,378.97	1,960,000.00
	Expense Total	1,658,202.09	3,998,781.00	1,088,921.85	2,580,047.00
	Grand Total	-1,350,829.08	-321,781.00	-1,075,542.88	-620,047.00
94	Capital Improvements Fund	-1,350,829.08	-321,781.00	-1,075,542.88	-620,047.00

General Ledger
 Consolidated Budget By
 Account Type



User: ncinquegrani
 Printed: 8/8/2017 8:29:19 AM
 Period 07 - 07
 Fiscal Year 2016 - 2017

Fund	Description	2016 End Bal	2016 Budget	2017 End Bal	2017 Budget
96	Cash In Lieu of Land Fund				
96	Revenue				
96	Interest Income	0.00	50.00	0.00	100.00
96	Miscellaneous Income	11,593.12	<u>40,000.00</u>	33,426.96	<u>20,000.00</u>
96	Revenue	11,593.12	40,050.00	33,426.96	20,100.00
96	Expense				
96	Capital	30,342.00	<u>133,315.00</u>	5,785.00	<u>205,000.00</u>
96	Expense	30,342.00	133,315.00	5,785.00	205,000.00
Revenue Total		11,593.12	40,050.00	33,426.96	20,100.00
Expense Total		30,342.00	133,315.00	5,785.00	205,000.00
Grand Total		-18,748.88	-93,265.00	27,641.96	-184,900.00
96	Cash In Lieu of Land Fund	-18,748.88	-93,265.00	27,641.96	-184,900.00

General Ledger
 Consolidated Budget By
 Account Type



User: ncinquegrani
 Printed: 8/8/2017 8:29:19 AM
 Period 07 - 07
 Fiscal Year 2016 - 2017

Fund	Description	2016 End Bal	2016 Budget	2017 End Bal	2017 Budget
Revenue Total		8,749,829.17	18,287,133.00	8,438,457.22	16,712,198.93
Expense Total		6,901,310.68	19,179,711.08	5,705,862.97	18,028,286.83
Grand Total		1,848,518.49	-892,578.08	2,732,594.25	-1,316,087.90